



25
YEAR
WARRANTY
ON STAINLESS STEEL
DOMESTIC SINKS

★
*Refer to page 38

KITCHEN SYSTEMS

Product Range

KITCHEN
SYSTEMS

FRANKE

INSET SINKS



Genesis

This year we, Franke Kitchen Systems South Africa, celebrate our centenary year in Africa by launching the new sleek and stylish Genesis Inset Sink Range. The Genesis Range of Sinks are manufactured in South Africa using the latest in Swiss technology, ensuring consistent high quality products. Genesis features ultra-modern, crisp fluting on the drainer board, accentuating the minimalistic inspired style of the kitchen.

Available in a double bowl or double bowl with centre tidy, supplied complete with 90mm basket strainer waste fittings.


NEW **GSX621-120**




Sink Dimensions:	1200L x 500W mm
Bowl Dimensions:	343L x 410W x 157D mm
Cut-Out Dimensions:	1180L x 480W
Product Code:	821084

INCLUDED: **Spazi F/2**





NEW GSX671



Sink Dimensions: 1360L x 500W mm

Bowl Dimensions: 343L x 410W x 157D mm

160L x 280W x 139D mm

Cut-Out Dimensions: 1340L x 480W mm

Product Code: 821082

INCLUDED: Spazi F/3



Plastic Insert



SUGGESTED ACCESSORIES



Razzo Swivel
Product Code:
303248



Full Chopping
Board
Product Code:
303019



Stainless Steel
Basket
Product Code:
300702



Stainless Steel
Drainer Tray
Product Code:
303316



Galileo

The new Galileo sink range is an elegant design from Franke Italy.

The sink features a unique design, with large bowls and a recessed draining board preventing water from overflowing onto the work surface, the work area will remain dry and hygienic.

Galileo features an overflow and 90mm basket strainer waste fittings.

GOX621



Sink Dimensions: 1160Lx510W mm

Bowl Dimensions: 420Lx430Wx185D mm

300Lx430Wx155D mm

Cut-Out Dimensions: 1140Lx490W mm

Product Code: 821077


SUGGESTED ACCESSORIES



Cascade Professional
Product Code: 305062



Spazi F/2
Product Code: 301251



Waste Disposer 0.75Hp
Product Code: 821079

Neptune

The new 200mm deep bowl range from Franke Europe – a stylish addition to the Franke range. With the sleek design and recessed draining board preventing water splashing on work surfaces, the work area will remain dry and hygienic. Neptune features an overflow, a pre-cut tap hole and basket strainer waste fittings.

NEX621



Sink Dimensions:	1 160L x 510W mm
Bowl Dimensions:	360L x 420 x 200D mm
Cut-Out Dimensions:	1 144L x 494W mm
Product Code:	Right Hand Drainer: 310072
	Left Hand Drainer: 310073

SUGGESTED ACCESSORIES



Boston Swivel
Product Code: 303250



Spazi F/2
Product Code: 301251



Waste Disposer 0.75Hp
Product Code: 821079





Cascade

Cascade is a range of compact sinks with a complimentary square design. With a 500mm width and new bowl positioning, the Cascade also hosts a larger draining area. Manufactured in South Africa using the latest Franke Swiss technology to produce consistent high quality products. The sinks are produced using monoblock technology to minimise welding, and in doing so ensures that quality and performance is of the highest standards.

All sinks are supplied with a basket strainer waste fitting to reduce waste entering the draining system.

CDX611



Sink Dimensions:	925L x 500W mm
Bowl Dimensions:	343L x 410W x 169D mm
Cut-Out Dimensions:	905L x 480W mm
Product Code:	Satin Finish - 821059

CDX651



Sink Dimensions:	925L x 500W mm
Bowl Dimensions:	343L x 410W x 171D mm
	160L x 280W x 139D mm
Cut-Out Dimensions:	905L x 480W
Product Code:	821060

INCLUDES:

Plastic Insert





CDX621-120



Sink Dimensions: 1200L x 500W mm

Bowl Dimensions: 343L x 410W x 157D mm

Cut-Out Dimensions: 1180L x 480W mm

Product Code: 821023

CDX671



Sink Dimensions: 1360L x 500W mm

Bowl Dimensions: 343L x 410W x 157D mm

160L x 280W x 139D mm

Cut-Out Dimensions: 1340L x 480W mm

Product Code: 820121

INCLUDES: Plastic Insert




SUGGESTED ACCESSORIES



Full Chopping Board
Product Code: 303019



Stainless Steel Basket
Product Code: 300702



Stainless Steel Drainer Tray
Product Code: 303316



Studio

The Franke Studio is the ultimate in space saving, ergonomically designed to minimise wasted corner space in the kitchen. The Studio Sink includes a standard space saving Spazi plumbing kit and 90mm basket strainer waste fittings.

STX621



Sink Dimensions: 830L x 830W mm

Bowl Dimensions: 340L x 400W x 190D mm

300L x 340W x 170D mm

Cut-Out Dimensions: Refer to template included with packaging

Product Codes: **Right Hand Drainer:**
310327

Left Hand Drainer:
310328

INCLUDED: **Spazi F/2**



SUGGESTED ACCESSORIES



Billy Joystick Professional
Product Code: 303220



Cascade Professional
Product Code: 305062



Waste Disposer
Product Code: 821079



Kitchenette

Ideal for Garden Cottages, Studio Apartments and Student Pads, the Franke Kitchenette offers the compact convenience of having the stove and sink integrated together in a single unit. Food preparation becomes effortless moving between high speed plates and accommodating sink bowl and drainer.

KKX411



Sink Dimensions: 1000L x 600W mm

Bowl Dimensions: 340L x 370W x 165D mm

Product Code: 820066

SUGGESTED ACCESSORIES



Projectline Single Lever
Product Code: 305065



Highrise Swivel
Product Code: 305060



Spazi F1
Product Code: 301151

Quinline

Quinline is a “soft edge” range of inset sinks produced in South Africa. This range of monoblock one-piece pressed sinks have a proven track record of consistent quality and performance. All the edges are folded for extra strength on the corners. Austenitic Stainless Steel ensures that the product performs well in high corrosion coastal areas. Quinline sinks are supplied with basket strainer waste fittings.

QLX611



Sink Dimensions:	900L x 500W mm
Bowl Dimensions:	343L x 410W x 166D mm
Cut-Out Dimensions:	Refer to template included with packaging.
Product Code:	820000

QLX651



Sink Dimensions:	970L x 500W mm
Bowl Dimensions:	343L x 410W x 179D mm
	160L x 280W x 132D mm
Cut-Out Dimensions:	Refer to template included with packaging.
Product Code:	820004

INCLUDED: Plastic Insert



QLX670



Sink Dimensions:	970L x 500W mm
Bowl Dimensions:	343L x 410W x 157D mm
	160L x 280W x 139D mm
Cut-Out Dimensions:	Refer to template included with packaging.
Product Code:	820002

INCLUDED: Plastic Insert



QLX621-110



Sink Dimensions:	1100L x 500W mm
Bowl Dimensions:	343L x 410W x 157D mm
	324L x 315W x 131D mm
Cut-Out Dimensions:	Refer to template included with packaging.
Product Code:	820006



QLX621-120



Sink Dimensions:	1200L x 500W mm
Bowl Dimensions:	343L x 410W x 149D mm
Cut-out Dimensions:	Refer to template included with packaging.
Product Code:	820008

QLX622



Sink Dimensions:	1500L x 500W mm
Bowl Dimensions:	343L x 410W x 153D mm
Cut-Out Dimensions:	Refer to template included with packaging.
Product Code:	820018

SUGGESTED ACCESSORIES



Chopping Board
Product Code: 303019



Stainless Steel Basket
Product Code: 300702



Stainless Steel Drainer Tray
Product Code: 303316

Nouveau

The Nouveau range of sinks follows the European trend towards minimalistic with square corners, it incorporates a fresh look drainer board. Manufactured in South Africa, the Nouveau range is a compact and affordable sink. Nouveau sinks are produced using monoblock technology from austenitic stainless steel to ensure that the product withstands coastal conditions. All sinks are supplied with a basket strainer waste fitting to reduce waste entering the draining system.

NVN611



Sink Dimensions:	800L x 460W mm
Bowl Dimensions:	340L x 370W x 149D mm
Cut-Out Dimensions:	780L x 440W mm
Product Code:	811023

NVN621



Sink Dimensions:	1160L x 460W mm
Bowl Dimensions:	340L x 370W x 149D mm
Cut-Out Dimensions:	1140L x 440W mm
Product Code:	811024

SUGGESTED ACCESSORIES



Stainless Steel
Basket
Product Code:
300701



Highrise Swivel
Product Code:
305060



Spazi F1
Product Code:
301151



Spazi F/2
Product Code:
301251





Projectline

Projectline sinks are manufactured using state of the art monoblock technology for strength and hygiene.

Sinks are supplied with 38mm PVC waste fittings with plugs.

PLN611



Sink Dimensions: 800L x 460W mm

Bowl Dimension: 340L x 370W x 140D mm

Cut Out Dimension: 780L x 440W mm

Product Code: 821047

PLN621



Sink Dimensions: 1160L x 460W mm

Bowl Dimension: 340L x 370W x 140D mm

Cut Out Dimension: 780L x 440W mm

Product Code: 821048

SUGGESTED ACCESSORIES



Projectline Single Lever
Product Code:
305065



Stainless Steel Basket
Product Code:
300701



Spazi F1
Product Code:
301151



Spazi F/2
Product Code:
301251

PREP BOWLS

Installing a Franke Prep Bowl evolves the kitchen into a co-ordinated and efficient workplace within the home.

BALTIC BLN6 14



Sink Dimensions:	790L x 440W mm
Bowl Dimensions:	340L x 365W x 149D mm
Cut Out Dimensions:	Refer to template included in packaging
Product Code:	310285

RONDO RDX6 10-48



RDX6 10-48 90mm Outlet with Tap Landing

Dimensions:	485Ø mm
Bowl Dimensions:	380Ø x 161D mm
Cut Out Dimensions:	Refer to template included in packaging
Product Code:	820052

RDX6 10-48 90mm Outlet & Slotted Overflow and Tap Landing

Dimensions:	485Ø mm
Bowl Dimensions:	380Ø x 161D mm
Cut Out Dimensions:	Refer to template included in packaging
Product Code:	820054

RONDO RDX 6 10-45



RDX6 10-45 90mm Outlet

Dimensions:	450Ø mm
Bowl Dimensions:	380Ø x 161D mm
Cut Out Dimensions:	Refer to template included in packaging
Product Code:	820058



RONDO RDX6 10-44 & RONDO RDX6 10-34*



RDX6 10-44 38mm Outlet

Dimensions:	4500 mm
Bowl Dimensions:	4150 x 157D mm
Cut Out Dimensions:	Refer to template included in packaging
Product Code:	820062



RDX6 10-34 38mm Outlet

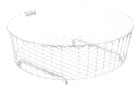
Dimensions:	3400 mm
Bowl Dimensions:	3000 x 139D mm
Cut Out Dimensions:	Refer to template included
Product Code:	820064

* Please Note: RDX6 10-44 & RDX6 10-34 Prep Bowls are manufactured from Ferritic Stainless Steel are not suitable for coastal applications due to corrosion risk.

SUGGESTED ACCESSORIES



Chopping Board
Product Code:
303104



Rondo Basket
Product Code:
300703



Plastic Insert
Product Code:
303105



Spazi F/1
Product Code:
301151



Waste Disposer
Product Code:
821079

UNDERMOUNT SINKS



Stella Undermount Sink

We take pleasure in introducing the new Stella Undermount!

The new Stella SVX110-40 Undermount Sink featured above with Boston Swivel Mixer. The 190mm deep bowl undermount sink from Franke Europe, allows the natural beauty of your counter to be uninterrupted by the edges of your sink as well as increasing the counter space to your kitchen.

NEW SVX110-40



Sink Dimensions:	428Lx428W mm
Bowl Dimensions:	400Lx400Wx190D mm
Cut-Out Dimensions:	Please see template included in packaging.
Product Code:	821085

SUGGESTED ACCESSORIES



Boston Swivel
Product Code:
303250



Spazi F1
Product Code:
301151



Spazi F/2
Product Code:
301251



Waste Disposer
Product Code:
821079

Kubus Undermount Sinks

The Kubus undermount range offers a sleek, ultra-modern look within the kitchen. The Kubus range features deep bowls with radiused corners enhancing hygiene. It's the ultimate geometric shape for sharp profiles in solid surfaces, with iconic good looks. Three different sizes are available, an assortment of bowls may be added to fully optimise your kitchen environment and to suit your requirements.

KBX110-55



Sink Dimensions:	580Lx430W mm
Bowl Dimensions:	550Lx400Wx190D mm
Cut-Out Dimensions:	Please see template included in packaging.
Product Code:	310283

KBX110-45



Sink Dimensions:	480Lx430W mm
Bowl Dimensions:	450Lx400Wx180D mm
Cut-Out Dimensions:	Please see template included in packaging.
Product Code:	310281

KBX110-20



Sink Dimensions:	230Lx430W mm
Bowl Dimensions:	200Lx400Wx150D mm
Cut-Out Dimensions:	Please see template included in packaging.
Product Code:	310282



Undermount Sinks

Stylish and durable, the Franke undermount sink range offers variety in style and size, catering for all types of kitchens and tastes.

DELTA DEX210



Sink Dimensions:	415L x 415W mm
Bowl Dimension:	370L x 370W x 160D mm
Cut-Out Dimensions:	Refer to template included with packaging.
Product Code:	821045

DELTA DEX210.600



Sink Dimensions:	600L x 415W mm
Bowl Dimension:	555L x 370W x 150D mm
Cut-Out Dimensions:	Refer to template included with packaging.
Product Code:	821044

ZRX 120B



Sink Dimensions:	840L x 470W mm
Bowl Dimensions:	380L x 420W x 200D mm
	380L x 420W x 200D mm
Cut-Out Dimensions:	Refer to template included with packaging.
Product Code:	310256



CUB 130



Sink Dimensions:	190L x 310W mm
Bowl Dimensions:	160L x 280W x 126D mm
Cut-Out Dimensions:	Please see template included in packaging.
Product Code:	821064

CUB 150



Sink Dimensions:	390L x 455W mm
Bowl Dimensions:	345L x 410W x 140D mm
Cut-Out Dimensions:	Please see template included in packaging.
Product Code:	821063

SUGGESTED ACCESSORIES



Billy Joystick
Professional - Product
Code: 303220



Spazi F1: Single
Bowl - Product
Code: 301151



Spazi F/2: Double
Bowl - Product
Code: 301251



Waste Disposer
0.75Hp. Product
Code: 821079



DROP-ON SINKS



Trendline Drop-On Sinks

Drop-On range of sinks are available in single or double bowls being manufactured using state-of-the-art monoblock technology. Designed specially to fit snugly on the top of the kitchen unit, this traditional range is suitable for any contemporary kitchen.

SINGLE END BOWL - 460mm Wide



Trendline 711 - 800x460 SEB

Sink Dimensions:	800L x 460W mm
Bowl Dimensions:	340L x 370W x 140D mm
Product Code:	310331



Trendline 711 - 900x460 SEB

Sink Dimensions:	900L x 460W mm
Bowl Dimensions:	350L x 460W x 140D mm
Product Code:	310500



Trendline 711 - 1000x460 SEB

Sink Dimensions:	1000L x 460W mm
Bowl Dimensions:	350L x 460W x 140D mm
Product Code:	311050

SINGLE END BOWL - 535mm Wide



Trendline 711 - 900x535 SEB

Sink Dimensions:	900L x 535W mm
Bowl Dimensions:	460L x 350W x 140D mm
Product Code:	310450



Trendline 711 - 1050x535 SEB

Sink Dimensions:	1050L x 535W mm
Bowl Dimensions:	460L x 350W x 140D mm
Product Code:	311450



Trendline 711 - 1200x535 SEB

Sink Dimensions:	1200L x 535W mm
Bowl Dimensions:	460L x 350W x 140D mm
Product Code:	311850



DOUBLE END BOWL - 535mm Wide



Trendline 721 - 1200x535 DEB

Sink Dimensions: 1200L x 535W mm

Bowl Dimensions: 410L x 343W x 140D mm

Product Code: 312081

SINGLE CENTRE BOWL - 535mm Wide



Trendline 712 - 1200x535 SCB

Sink Dimensions: 1200L x 535W mm

Bowl Dimensions: 460L x 350W x 135D mm

Product Code: 311671



Projectline Wall Mounted
Product Code: 303365



Projectline Single Lever
Product Code: 305065



Highrise Swivel
Product Code: 305060

DOUBLE END BOWL - 535mm Wide



Trendline 722 - 1500x535 DCB

Sink Dimensions: 1500L x 535W mm

Bowl Dimensions: 343L x 410W x 146D mm

Product Code: 312880

Trendline 722 - 1800x535 DCB

Sink Dimension: 1800L x 535W mm

Bowl Dimension: 343L x 410W x 146D mm

Product Code: 313852

SA94 ★ (One Year Warranty)

The SA94 is an entry level contract sink designed to fit snugly on the top of a kitchen counter top or alternatively on a wall fixing bracket.

SA94



Sink Dimensions: 900L x 460W mm

Bowl Dimensions: 463L x 410W x 120D mm

Product Code: 310507

OPTIONAL FIXING BRACKETS



FALCON BRACKET FOR DROP-ON SINKS

Falcon Brackets (Patent No.95/4163)

Wall fixing brackets 440L x 280W mm to be manufactured from galvanised mild steel.

Product Code: 300322 (Pair)

SUGGESTED ACCESSORIES



PVC 38mm Waste & plug
Product Code: 302021



Spazi F1
Product Code: 301151



Spazi F/2
Product Code: 301251

WATER PURIFICATION MIXER



Kubus Filterflow

Discover the unique advantages and health benefits of the Franke Kubus Filterflow water filtration system. Designed and manufactured by British engineers, and fitted with a premium-grade carbon activated cartridge, the Franke Kubus Filterflow is a health-conscious and quality drinking water filtration system.

KUBUS FILTERFLOW MIXER

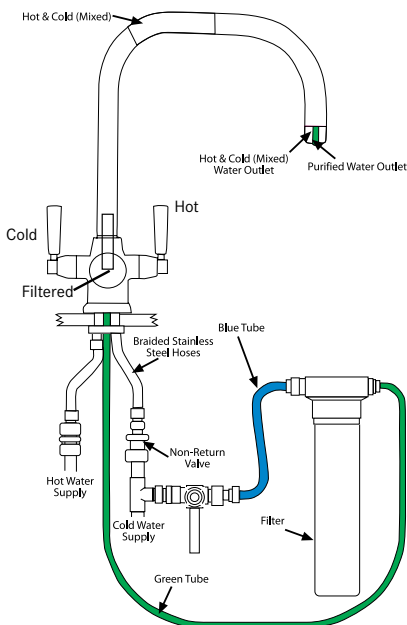
Product Code: 303236



Features:

- Water Purification Filter
- Dispenses Hot, Cold and Filtered Water
- Carbon Activated Cartridge
- Solid Brass Construction
- Chrome Plated
- Removes Chlorine, Lead, Harmful Bacteria, Parasites and Cysts including Cryptosporidium
- Improves Taste, Odour and Colour
- Kubus Filterflow retains Beneficial Minerals such as Calcium and Magnesium - essential for a healthy diet
- Guaranteed for 5 Years on Body Construction

KUBUS FILTERFLOW INSTALLATION



SINK MIXERS RANGE

(Cascade Professional, Enix Square, Highrise, Razzo, Boston & Flair Swivel, Projectline Single Lever & Projectline Wall Mounted)

Elegant Design & Excellent Quality

Franke Kitchen Systems have introduced a new range of Sink Mixers. Each sink mixer has been carefully designed with the end user in mind, ensuring that they receive the highest quality components, with excellent back-up support - the trusted Franke Brand.




SMART LIME CLEANING AERATOR:*

- Smart Lime Resistance – maximising the life-span of the aerator
- No need to disassemble the aerator for cleaning – simply rub the lime away using your finger
- Perfect stream quality even under difficult low conditions
- Very low noise level
- High quality, the Smart Lime Cleaning Aerator cannot be crushed
- Integrated anti-clogging dome screen – filters sediments and particles

*Excluding Enix Square

MIXER ACCESSORIES



TAP BRACE

Product Code:
303020



TAP HOLE CUTTER

Product Code:
301355



TAP HOLE STOPPER

Product Code:
303043

GUARANTEE

Franke Sink Mixers carry a 5 year guarantee on the body construction against manufacturing defects, with a 2 year guarantee on the cartridge. All guarantee's are subject to proper installation and proof of purchase is required for all enquiries.

For all enquiries contact the Call Centre on **0861 372 653**

CARTRIDGE:

"Sedal" is the leading European manufacturer of Sink Mixer Cartridges in over 11 Countries.


Features:

- Noise suppressor of 17-18 decibels
- Anti-scold set for standard operation can be reset. (Refer to registered plumber)
- Endurance test of 70,000 cycles, complies with EN 814 International Standards
- Reduced low rate for green rating
- Suitable for balanced water pressure of 200 - 600kPa

*Excluding Flair Swivel

BRAIDED CONNECTORS:

- Stainless Steel braiding
- Cross-linked inner hose
- Brass nuts – ½ inch / 15mm



SINK MIXERS



NEW CASCADE PROFESSIONAL**Product Code: 305062**

- Ceramic Disk Cartridge with Anti-scond
- Solid DZR Brass Construction
- Smart Lime Cleaning Aerator
- Chrome Plated
- Flow rate: 12L/min
- 5 Year guarantee on body construction
- 2 Year guarantee on ceramic cartridge

NEW BOSTON SWIVEL**Product Code: 303250**

- Ceramic Disk Cartridge with Anti-scond
- Solid DZR Brass Construction
- Smart Lime Cleaning Aerator
- Chrome Plated
- 5 Year guarantee on body construction
- 2 Year guarantee on ceramic cartridge

NEW RAZZO SWIVEL**Product Code: 303248**

- Ceramic Disk Cartridge with Anti-scond
- Solid DZR Brass Construction
- Smart Lime Cleaning Aerator
- Chrome Plated
- 5 Year guarantee on body construction
- 2 Year guarantee on ceramic cartridge

NEW FLAIR SWIVEL**Product Code: 303249**

- Ceramic Disk Cartridge
- Solid DZR Brass Construction
- Smart Lime Cleaning Aerator
- Chrome Plated
- 5 Year guarantee on body construction
- 2 Year guarantee on ceramic cartridge

NEW PROJECTLINE WALL MOUNTED**Product Code: 303365**

- Ceramic Disk Cartridge with Anti-scond
- Solid DZR Brass Construction
- Smart Lime Cleaning Aerator
- Chrome Plated
- Flow rate: 12L/min
- 5 Year guarantee on body construction
- 2 Year guarantee on ceramic cartridge

PROJECTLINE SINGLE LEVER**Product Code: 305065**

- Ceramic Disk Cartridge with Anti-scond
- Solid DZR Brass Construction
- Smart Lime Cleaning Aerator
- Chrome Plated
- Flow rate: 12L/min
- 5 Year guarantee on body construction
- 2 Year guarantee on ceramic cartridge

HIGHRISE SWIVEL

Product Code: 305060



- Ceramic Disk Cartridge with Anti-scoold
- Solid DZR Brass Construction
- Smart Lime Cleaning Aerator
- Chrome Plated
- Flow rate: 12L/min
- 5 Year guarantee on body construction
- 2 Year guarantee on ceramic cartridge
- Energy Efficient Design

ENIX SQUARE SWIVEL

Product Code: 305050



- Ceramic Disk Cartridge with Anti-scoold
- Solid DZR Brass Construction
- Chrome Plated
- Flow rate: 12L/min
- 5 Year guarantee on body construction
- 2 Year guarantee on ceramic cartridge

BILLY JOYSTICK SWIVEL

Product Code: 303219



- Ceramic Disk Cartridge
- Solid Brass Construction
- Chrome Plated
- Flow rate: 12.2L/min
- 5 Year guarantee on body construction
- 2 Year guarantee on ceramic cartridge

BILLY JOYSTICK PROFESSIONAL

Product Code: 303220



- Ceramic Disk Cartridge
- Solid Brass Construction
- Chrome Plated
- Flow rate: 9.6L/min
- 5 Year guarantee on body construction
- 2 Year guarantee on ceramic cartridge

CASCADE PREP BOWL

Product Code: 303232



- Ceramic Disk Cartridge
- Solid Brass Construction
- Chrome Plated
- Flow rate: 12.5L/min
- 5 Year guarantee on body construction
- 2 Year guarantee on ceramic cartridge

SD80 SOAP DISPENSER

Product Code: 359802



- Manufactured from chromium plated brass
- Incorporates a replaceable 1 Litre polytene container for use with liquid soap
- 5 Year Warranty on Body Construction

Waste Disposer



For hygienic purposes, fruit & vegetable peels, rice, soft chicken bones and egg shells may be effortlessly ground with water and flushed through the pipe work system.

Horsepower	3/4HP
Input power	1300W
Output power	550W
Start current	8.5A
Rated current	5.7 A
Rotating speed	1380rpm
Frequency	50Hz
Voltage	220V~230V
Grinding components	Stainless steel
Overload protection	Overload protector
Noise	55dB
Vibration	Low
Grinding fineness	< 4mm
Volume 1200ml	1200ml
Motor	AC induction

Features:

- Food waste disposer with Air Switch and Brush Plug
- Durable & Energy efficient, minimises waste & odours
- Hygienic & effective disposal of waste in the home
- Stainless Steel grinding chamber
- Requires a 90mm waste fitting outlet
- For hygienic purposes, fruit & vegetable peels, rice, soft chicken bones and egg shells may be effortlessly ground with water and flushed through the pipe work system

Electrical Certification: SABS IEC 60 335-2-16



Waste Disposer 0.75Hp with Air Switch
Product Code: 321079



Air switch

Waste Management

SPAZI PLUMBING KITS

- Space saving plumbing kits which facilitate outlet connections for washing machines and dishwashers.
- Fully adjustable to suit bowl heights and positions.



Spazi F/1: Single Bowl
Product Code: 301151



Spazi F/2: Double Bowl
Product Code: 301251



Spazi F/3: Triple Bowl
Product Code: 301351



Spazi F/3 connected to Waste Disposer, fitted to triple bowl sink

INSET BINS

Product Code: 303204



12 Litre Synthetic Bin & Stainless Steel Lid

General Accessories

WALL MOUNTED FOLD-UP DRY RACK WITH UTENSIL HOLDER

Product Code:
300658

Features:


- Wall mounted space saving solution.
- Manufactured from durable, 18/10 Stainless Steel.
- Easy to mount (screws included in pack).
- Both bottom and top racks fold up independently to accommodate larger items.
- Versatile removable utensil holder which can be accommodated by bracket anywhere on lower rack.
- Rubber feet on utensil holder prevents scratching on sink surface.

* Crockery not included



TAP BRACE


Product Code:
303020



- Optional extra to be used to reinforce heavy duty and/or taller taps.

TAP HOLE STOPPER

Product Code:
303043



WASTE FITTINGS

90mm Basket Strainer Waste Fitting (BSW)

Product Code:
300651



Basket Strainer Waste Plug for 90mm BSW Fitting

Product Code:
302201



50mm Basket Strainer Waste Fitting (BSW)

Product Code:
303350



Basket Strainer Waste Plug for 50mm BSW Fitting

Product Code:
303272



38mm Waste Fitting & PVC Plug with Handle

Product Code:
302021



LAUNDRY PRODUCTS



Wash Troughs

Laundries are subject to heavy usage and a comprehensive range of products are available to meet the criteria of aesthetics, functionality and application. Most wash troughs are externally used and exposed to the elements and sunlight. Stainless Steel is highly resistant to deterioration in these applications.

DLT LUXTUB - INSET TYPE WASH TROUGH

Product Code:
318650



Specification

Franke Model DLT Inset Wash Trough 600x500x257mm. Unit to be manufactured from Grade 304 (18/10) Stainless Steel, 0,9mm gauge. Unit to include a pressed bowl 525x425x257mm deep (43 litres) with a 40mm waste outlet (waste fitting sold separately, please specify). Unit to be fitted into the worktop, cut out size 582x482mm (worktop elsewhere measured).

LDL LUX TUB - WALL MOUNTED/DROP-ON WASH TROUGH

Product Code:
318600



Specification

Franke Model LDL Drop-on Wash Trough 600x500x257mm. Unit to be manufactured from Grade 304 (18/10) Stainless Steel, 0,9mm gauge. Unit to include a pressed bowl 525x425x257mm deep (43 litres) with a 40mm waste outlet (waste fitting sold separately, please specify). Unit to be fixed to the wall with a pair of galvanised mild steel Falcon Brackets (brackets optional, please specify).

SIRX WASH TROUGH - INSET OR WALL MOUNTED TYPE

Product Code:
318619



Specification

INSET TYPE

Franke Model SIRX342 Wash trough, 500x450x240mm deep, with a 40mm waste outlet (waste fitting sold separately, please specify). Unit to be manufactured from Grade 304(18/10) Stainless Steel, 1,2mm gauge. Unit to be fitted into the worktop (worktop elsewhere measured).

WALL MOUNTED

Franke Model SIRX342 Wash trough, 500x450x240mm deep, with a 40mm waste outlet (waste fitting sold separately, please specify). Unit to be manufactured from Grade 304(18/10) Stainless Steel, 1,2mm gauge. Unit to be fixed to the wall with a pair of Stainless Steel wall fixing brackets (brackets optional, please specify).

ET101 - FABRICATED SINGLE WASH TROUGH

Product Code:
320811




Specification

Franke Model ET101 Single Fabricated Economy Type Wash trough, 540x430x348mm deep. Unit to be manufactured from Grade 430 (17/10) Stainless Steel, 0,8mm gauge. Unit to be manufactured with a sloped front, with wash ridges and a 40mm waste outlet. Trough to be supplied with fixing lugs to mount the trough to the wall. (Bolts elsewhere measured). Suitable for light purpose applications.

ET102 - FABRICATED DOUBLE WASH TROUGH

Product Code:
320200



Specification

Franke Model ET102 Double Fabricated Economy Type Wash trough, 1030x430x348mm deep. Unit to be manufactured from Grade 430 (17/10) Stainless Steel, 0,8mm gauge. Unit to be manufactured with a sloped front, with wash ridges and a 40mm waste outlet. Trough to be supplied with fixing lugs to mount the trough to the wall. (Bolts elsewhere measured). Suitable for light purpose applications.

***Note:** The economy type Wash Troughs are not recommended for coastal, heavy duty or corrosive applications. WASTE FITTING NOT INCLUDED.

FALCON BRACKET FOR LUXTUB



Product Code:
300322 (Pair)

BRACKET FOR SIRX WASH TROUGH



Product Code:
300367 (Pair)

ZIP RESIDENTIAL RANGE

Zip HydroTap **COMPACT2**
Boiling and chilled filtered
water, instantly





Advanced Power-Pulse™ technology control power phasing precisely to cut energy consumption.



Enjoy more precise temperature control - Power-Pulse™ also regulates boiling water temperature, maintaining the set temperature within 0.2°C.



Zip HydroTap automatically calculates boiling point and sets its controls accordingly. (Compact2 adjusted manually).



Automatically sleeps when unused. After two hours of non-use, Zip HydroTap either powers down to maintain boiling water at 64°C or hibernates.



Free Flow™ bottle-filling feature allows you to fill bottle after bottle with filtered cold water even when the rated chilled water capacity is exceeded.



Every drop of water is dispensed at the set temperature so there is no water wasted running a tap until the temperature is right.



An air-cooled system never dumps water into the drain, as water-cooled systems do, making HydroTaps more environmentally responsible.

ZIP HYDROTAP COMPACT2

Product Code: 380067

Instant Filtered Boiling & Chilled Water

DIMENSIONS WxDxH	MAXIMUM CUPS AT ANY ONE TIME (BOILING)	MAXIMUM CUPS AT ANY ONE	ELEMENT RATING kW	PHASE V
385x380x350	9	10 - 11	1.8	Single 220/230V




250G INOX CREAM

- CLEANS
- SHINES
- POLISHES AND
- REVITALISES STAINLESS STEEL

INOX CREAM

Product Code: 303207



Cleaning and Maintenance

CLEANING PROCEDURE

Clean the Stainless Steel as often as experience dictates (i.e. when noticeably dull or dirty) and use the simplest cleaning procedure that will effectively “do the job”.

- Stainless Steel reacts best to clean water or mild detergent solution, applied with a soft cloth or sponge, rinsed well and wiped dry.
- Routine, simple, gentle and inexpensive cleaning will retain both the corrosion resistance and appearance of Stainless Steel through years of exposure and use. Occasionally a small amount of Inox Creme may be used on a soft, damp cloth with the detergent solution to remove stubborn dirt or slight incipient stains. Rub gently.

CLEANING DO'S

- Employ regular routine cleaning rather than an occasional aggressive single cleaning.
- Only use propriety brands of cleaners that state “SUITABLE FOR STAINLESS STEEL”, such as Inox Creme
- Always rinse and dry as the final step in a cleaning procedure.

CLEANING DON'TS

- Do not use coarse abrasive powders.
- Do not use metallic scourers or brushes with metal bristles.
- Do not use the so termed “silver cleaners”.
- Do not use acids (except nitric acid in specific instances).

STORAGE OF PRODUCTS

Product research has proven that certain household products which may be stored underneath a sink, can lead to damage of the sink's base. Chlorine is the major culprit and can be found in: chlorine for swimming pools; household bleach; bathroom cleaning products such as toilet cleaners, mildew treatments and tile cleaners; kitchen cleaning products – especially liquid cleaners; powders for dishwashers and laundry detergents. Preserve the life and beauty of your sink by storing these products away from the sink area in a well ventilated cupboard that is preferably child-proof.

Warranties

STAINLESS STEEL DOMESTIC KITCHEN SINKS:

25 years against corrosion from date of purchase (*except SA94 sink).

STAINLESS STEEL SA94 SINK:

24 months against manufacturing defects.

ACCESSORIES (Waste Fittings, Cutting boards, Baskets etc):

12 months against manufacturing defects.

WASTE DISPOSERS:

12 months against manufacturing defects.

KITCHENETTES:

12 months against manufacturing defects.

KITCHEN SINK MIXERS:

Body – 5 years against manufacturing defects;

Cartridge – 24 months against manufacturing defects.

ECONOMY WASH TROUGH AND ECONOMY PREPARATION BOWL:

12 months against manufacturing defects.

Find our full Franke Kitchen Systems Warranty Policy on our Kitchen Systems website www.franke.co.za under Support.



0861 372 653 (Option 2 for Warranty, then option 2 again for Kitchen Systems)



KS-aftersales.za@franke.com

FRANKE KITCHEN SYSTEMS (PTY) LTD

CALL CENTRE

Tel: 0861 372 653

Fax: 0866 592 073

E-mail: callcenter.fsa@franke.com

Website: www.franke.com

DURBAN

1194 South Coast Road,
Mobeni, Durban, 4092
South Africa.

Tel: (+27-31) 450 6300

Fax: (+27-31) 450 6304

E-mail: enquiry.fsa@franke.com

GAUTENG

77 Roan Crescent,
Sage Corporate Park North,
Old Johannesburg Road,
Midrand, 1682
South Africa

CAPE TOWN

Unit 1, 10 Gold Street,
Northgate Estate,
Brooklyn
Cape Town, 7405
South Africa

DISCLAIMER

The information and data supplied in this brochure is based on information believed to be reliable, however it is not binding and inaccuracies may occur. Franke reserves the right to change Specification and design at any time without notice.

© 2014 by Franke Kitchen Systems (Pty) Ltd. All rights reserved under the Copyright Act of 1987 with amendments. Reproduction of any of the content, full or partial, is allowed only with the prior written approval of Franke Kitchen Systems (Pty) Ltd. No reasonable requests will be refused provided conditions as laid out are met.



KITCHEN
SYSTEMS