



KITCHEN SYSTEMS

Product Guide 2012

FRANKE KITCHEN SYSTEMS IN SOUTH AFRICA

Franke Kitchen Systems South Africa is an established business, owned by the number one sink manufacturer and market leader in the world, Franke AG, Switzerland.

The Franke Group worldwide supplies some 6 million sinks annually from plants situated in sixteen countries.

Franke Kitchen Systems South Africa has its manufacturing plant and head office based in Durban, South Africa, using state-of-the-art equipment world with class manufacturing practices, whilst continually investing in its technology and people skills.

90% of Franke South Africa's own manufactured products are sold into South and Sub Saharan Africa. Exports is a key focus of our local manufacturing strategy and stretch as far afield as Australasia, Brazil, Mauritius, Ghana, and Nigeria.

Franke South Africa supports local producers of its supply and service requirements, including raw materials, packaging and fittings with its key objective to aid local job creation, skills transfer and sustainability.

Franke Kitchen Systems South Africa is ISO 9001:2008 quality management certified and has a BBBEE status rating level of 5, with a future road-map to improve its rating.

In 2014 Franke Kitchen Systems South Africa will be celebrating it's 100 year centenary.



MONOBLOCK TECHNOLOGY

WHY PURCHASE A FRANKE SINK?

- Leading manufacturer of Stainless Steel sinks worldwide - with 100 Years of experience
- Elegance, quality, versatility and functionality...our winning formula for world class design
- Precision Swiss Engineering
- Austenitic Stainless Steel, ensuring the finest quality & durability
- More than 80% of our product ranges are locally manufactured and produced in South Africa
- Practical and innovative accessories are available for certain ranges, which will cater for the user's every need

INDEX

| | |
|-------------------------------------|---------|
| DESIGNER RANGE - INSET SINKS | 4 - 14 |
| Galileo | 4 - 5 |
| Neptune | 6 - 7 |
| Planar | 8 |
| Nobel | 9 |
| Aquario | 10 |
| Studio Corner Sink | 11 |
| Cascade | 12 - 13 |
| Admiral Synthetic Sink | 14 |
| KITCHENETTE | 15 |
| SOFTLINE RANGE | 16 - 17 |
| Quinline | 16 - 17 |
| PROJECT RANGE | 18 - 19 |
| Nouveau | 18 |
| Projectline | 19 |
| PREP BOWL RANGE | 20 - 21 |
| Baltic BLN6 14 | 20 |
| Rondo Prep Bowls | 21 |
| UNDERMOUNT SINKS | 22 - 25 |
| Kubus Range | 22 - 23 |
| Delta DEX210 | 25 |
| Delta DEX210.600 | 25 |
| ZRX 120B | 25 |
| CUB 130 | 25 |
| CUB 150 | 25 |
| DROP-ON SINKS | 26 - 28 |
| Trendline Single End Bowl SEB | 27 |
| Trendline Double End Bowl DEB | 27 |
| Trendline Single Centre Bowl SCB | 28 |
| Trendline Double Centre Bowl DCB | 28 |
| Optional Fixing Brackets | 28 |
| CONTRACT SINK | 29 |
| SA94 | 29 |
| SINK MIXERS | 30 - 37 |
| KUBUS FILTERFLOW WATER PURIFICATION | 38 - 39 |
| WASTE MANAGEMENT | 40 - 41 |
| Waste Disposer | 40 |
| SPAZI Plumbing Kits | 41 |
| Inset Bin | 41 |
| GENERAL ACCESSORIES | 41 |
| LAUNDRY PRODUCTS | 42 |
| Washtroughs | 42 |
| Optional Fixing Brackets | 42 |
| CLEANING & MAINTAINENCE | 43 |

*Kindly note that we allow for tolerances of \pm 6mm on bowl depths



NEW

Galileo

The new Galileo sink range is an elegant design from Franke Italy.

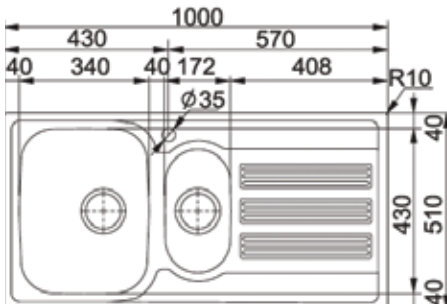
The sink features a unique design, with large bowls and a recessed draining board preventing water from overflowing onto the work surface, the work area will remain dry and hygienic.

Galileo features an overflow and 90mm basket strainer waste fittings.

Specification

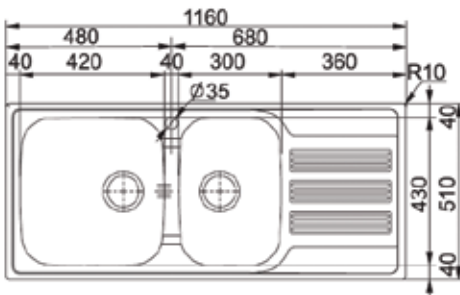
Franke Galileo Inset Sink model... (please specify), unit to be manufactured from Austenitic Stainless Steel with a satin finish, and supplied complete with 90mm basket strainer waste fittings. Sink to be fitted to kitchen counter top (counter top elsewhere measured).

GOX651



| | |
|---------------------|-------------------|
| Sink Dimensions: | 1000Lx510W mm |
| Bowl Dimensions: | 340Lx430Wx175D mm |
| | 172Lx320Wx115D mm |
| Cut-Out Dimensions: | 980Lx490W mm |
| Product Code: | 821076 |

GOX621



| | |
|---------------------|-------------------|
| Sink Dimensions: | 1160Lx510W mm |
| Bowl Dimensions: | 420Lx430Wx185D mm |
| | 300Lx430Wx155D mm |
| Cut-Out Dimensions: | 1140Lx490W mm |
| Product Code: | 821077 |

SUGGESTED ACCESSORIES



Zodiaco - Retractable
Product Code: 303217



Highrise Swivel
Product Code: 305060



Cascade Swivel
Product Code: 303355



Spazi F/2: Double Bowl
Product Code: 301251



Waste Disposer 0.75Hp
Product Code: 821079



NEW

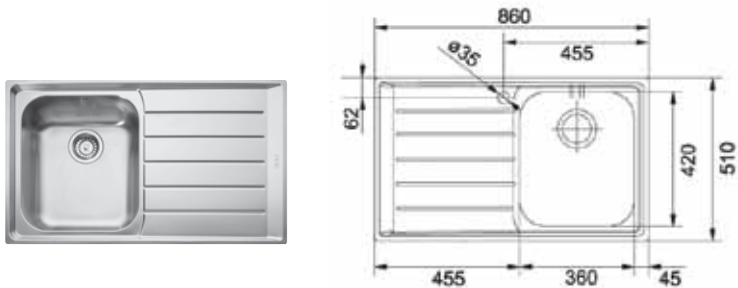
Neptune

The new 200mm deep bowl range from Franke Europe –a stylish new addition to the Franke range. With the sleek design and recessed draining board preventing water splashing on work surfaces, the work area will remain dry and hygienic. Neptune features an overflow, a pre-cut tap hole and basket strainer waste fittings.

Specification

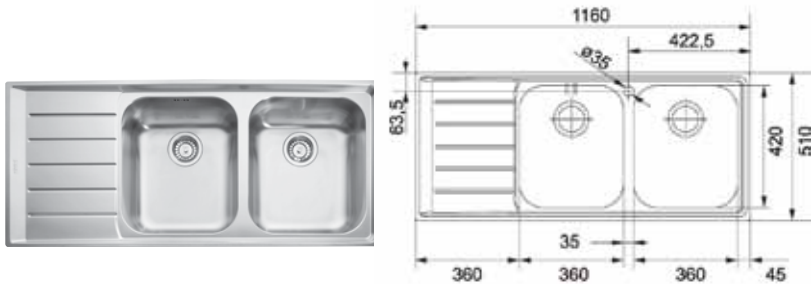
Franke Neptune Inset Sink model... (please specify), with a left hand/right hand drainer...(please specify), unit to be manufactured from Austenitic Stainless Steel with a satin finish, and supplied complete with 90mm basket strainer waste fittings. Sink to be fitted to kitchen counter top (counter top elsewhere measured).

NEX611



| | |
|---------------------|---|
| Sink Dimensions: | 860L x 510W mm |
| Bowl Dimensions: | 360L x 420W x 200D mm |
| Cut-Out Dimensions: | 844L x 494W mm |
| Product Code: | Right Hand Drainer: 310074 Left Hand Drainer: 310075 |

NEX621



| | |
|---------------------|---|
| Sink Dimensions: | 1160L x 510W mm |
| Bowl Dimensions: | 360L x 420W x 200D mm |
| Cut-Out Dimensions: | 1144L x 494W mm |
| Product Code: | Right Hand Drainer: 310072 Left Hand Drainer: 310073 |

SUGGESTED ACCESSORIES



Billy Joystick Swivel
Product Code: 303219



Zodiaco - Retractable
Product Code: 303217



Enix Square Swivel
Product Code: 305050



Spazi F/1: Single Bowl
Product Code: 301151



Spazi F/2: Double Bowl
Product Code: 301251



Waste Disposer 0.75Hp
Product Code: 821079

DESIGNER RANGE



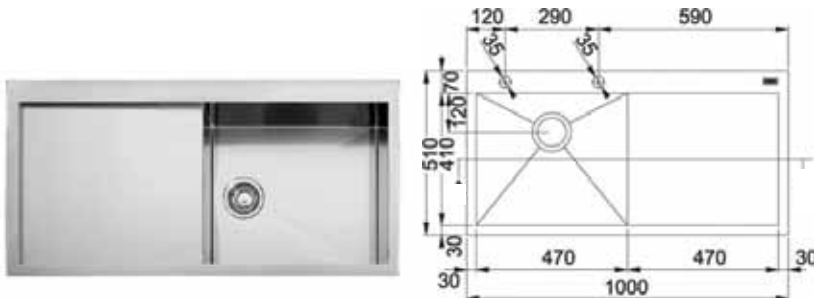
Planar

The ultimate designer range with its square, minimalistic design, the sink features a 200mm deep bowl. Complete with auto pop-up basket strainer waste fittings. Available in left or right hand drainer versions.

Specification

Franke Planar Inset Sink model... (please specify), Left Hand/Right Hand Drainer...(please specify), 1000x510mm, unit to be manufactured from Austenitic Stainless Steel with a satin finish, and supplied complete with 90mm basket strainer waste fittings. Sink to be fitted to kitchen counter top (counter top elsewhere measured).

PPX611



| | |
|--------------------|---|
| Sink Dimensions: | 1000L x 510W mm |
| Bowl Dimensions: | 470L x 410W x 200D mm |
| Cut-Out Dimension: | 980L x 490W mm |
| Product Codes: | Right Hand Drainer: 310292 Left Hand Drainer: 310294 |

PPX651



| | |
|--------------------|---|
| Sink Dimensions: | 1000L x 510W mm |
| Bowl Dimensions: | 340L x 410W x 200D mm 160L x 410W x 155D mm |
| Cut-Out Dimension: | 980L x 490W mm |
| Product Codes: | Right Hand Drainer: 310293 Left Hand Drainer: 310298 |

SUGGESTED ACCESSORIES



Enix Square Swivel
Product Code: 305050



Spazi F/1: Single Bowl
Product Code: 301151



Spazi F/2: Double Bowl
Product Code: 301251



Waste Disposer 0.75Hp
Product Code: 821079



Nobel

With natural finesse, the Nobel features deep large bowls, perfect for working kitchens where aesthetics should not be lost for the need of practical necessity.

Specification

Franke Nobel Inset Sink model NOX621, 1325x500mm, unit to be manufactured from Austenitic Stainless Steel with a satin finish, and supplied complete with 90mm basket strainer waste fittings. Sink to be fitted to kitchen counter top (counter top elsewhere measured).

NOX621



| | |
|---------------------|-----------------------|
| Sink Dimensions: | 1325L x 500W mm |
| Bowl Dimensions: | 420L x 420W x 180D mm |
| Cut-Out Dimensions: | 1305L x 480W mm |
| Product Code: | 820072 |

OPTIONAL ACCESSORIES FOR NOBEL



Chopping Board
Product Code: 304190

SUGGESTED ACCESSORIES



High Rise Swivel
Product Code: 305060



Billy Joystick Swivel
Product Code: 303219



Billy Joystick Professional
Product Code: 303220



Spazi F/2: Double Bowl
Product Code: 301251



Waste Disposer 0.75Hp
Product Code: 821079



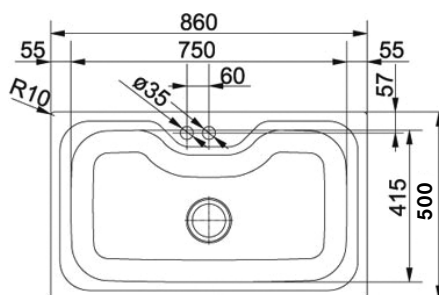
Aquario

Pure class in one single 70 litre large bowl, the Franke Aquario is the ultimate for cooking and cleaning. Supplied with auto pop-up waste and overflow.

Specification

Franke Acquario Inset Sink model ACX610, 860x500mm, unit to be manufactured from Austenitic Stainless Steel with a satin finish, and supplied complete with an auto pop-up 90mm basket strainer waste fitting. Sink to be fitted to kitchen counter top (counter top elsewhere measured).

ACX610



| | |
|---------------------|-----------------------|
| Sink Dimensions: | 860L x 500W mm |
| Bowl Dimensions: | 750L x 415W x 230D mm |
| Cut-Out Dimensions: | 840L x 480W mm |
| Product Code: | 310342 |

SUGGESTED ACCESSORIES



Billy Joystick Professional
Product Code: 303220



Fabella II - Retractable
Product Code: 303356



Zodiaco - Retractable
Product Code: 303217



Spazi F/1: Single Bowl
Product Code: 301151



Studio

The Franke Studio is the ultimate in space saving, ergonomically designed to minimise wasted corner space in the kitchen. Studio includes a standard space saving Spazi plumbing kit and 90mm basket strainer waste fittings.

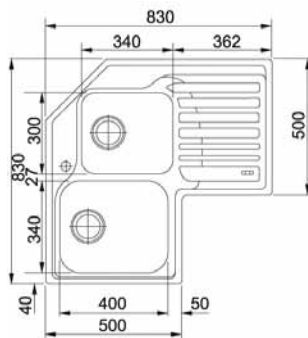
Specification

Franke Studio Inset Corner Sink model STX621 Left Hand or Right Hand Drainer...(please specify), 830x830mm, unit to be manufactured from Austenitic Stainless Steel with a satin finish, and supplied complete with 90mm basket strainer waste fittings. Sink to be fitted to kitchen counter top (counter top elsewhere measured).

STX621



Spazi F/2: Double Bowl Included



| | |
|---------------------|---|
| Sink Dimensions: | 830L x 830W mm |
| Bowl Dimensions: | 340L x 400W x 198D mm |
| | 300L x 340W x 178D mm |
| Cut-Out Dimensions: | Refer to template included with packaging |
| Product Codes: | Right Hand Drainer: 310327 |
| | Left Hand Drainer: 310328 |

SUGGESTED ACCESSORIES



Zodiaco - Swivel
Product Code: 303218



High Rise Swivel
Product Code: 305060



Billy Joystick Professional
Product Code: 303220



Waste Disposer 0.75Hp
Product Code: 821079



Cascade

The new Cascade range follows the European trend of square designs to compliment appliances and softened minimalism. Cascade is manufactured in South Africa using the latest Franke Swiss technology to produce consistent high quality products. The sinks are produced using monoblock technology to minimise welding, and in doing so ensures that quality and performance is of the highest standards.

A compact sink with a 500mm width and a larger draining area has been achieved through the new positioning of the bowls. All sinks are supplied with a basket strainer waste fitting to reduce waste entering the draining system.

Specification

Franke Cascade Inset Sink model... (please specify), unit to be manufactured from Austenitic Stainless Steel with a satin finish, and supplied complete with 90mm basket strainer waste fittings. Sink to be fitted to kitchen counter top (counter top elsewhere measured).

SUGGESTED ACCESSORIES



Cascade Swivel
Product Code: 303355



Enix Square Swivel
Product Code: 305050



Spazi F/1: Single Bowl
Product Code: 301151



Spazi F/2: Double Bowl
Product Code: 301251

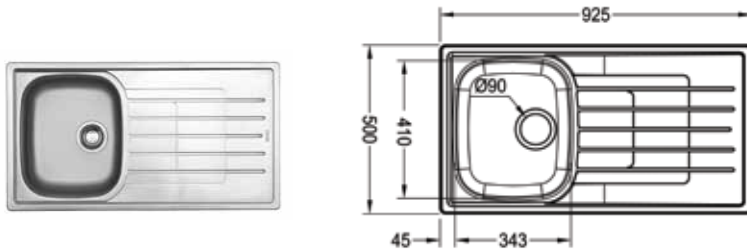


Spazi F/3: Triple Bowl
Product Code: 301351



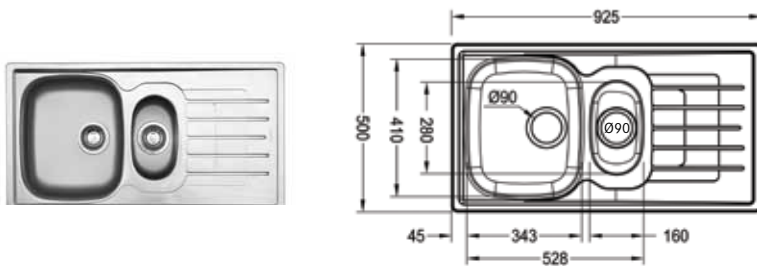
Waste Disposer 0.75Hp
Product Code: 821079

CDX611



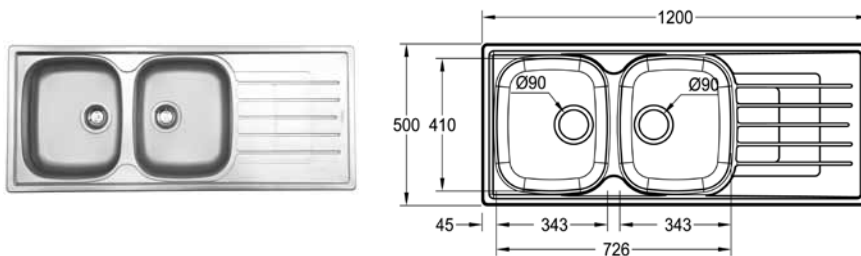
| | |
|---------------------|-----------------------|
| Sink Dimensions: | 925L x 500W mm |
| Bowl Dimensions: | 343L x 410W x 169D mm |
| Cut-Out Dimensions: | 905L x 480W mm |
| Product Code: | 821059 |

CDX651



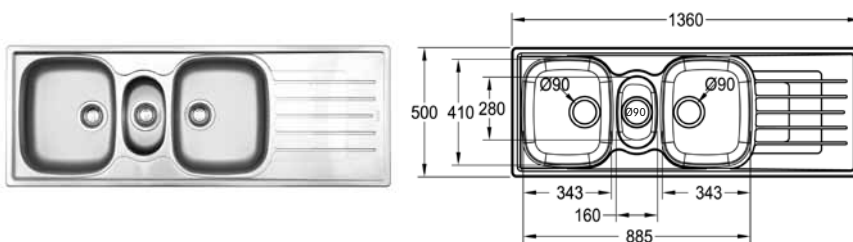
| | |
|---------------------|--------------------|
| Sink Dimensions: | 925L x 500W |
| Bowl Dimensions: | 343L x 410W x 171D |
| Cut-Out Dimensions: | 905L x 480W |
| Product Code: | 821060 |

CDX621-120



| | |
|---------------------|--------------------|
| Sink Dimensions: | 1200L x 500W |
| Bowl Dimensions: | 343L x 410W x 157D |
| Cut-Out Dimensions: | 1180L x 480W |
| Product Code: | 821023 |

CDX671



| | |
|---------------------|--------------------|
| Sink Dimensions: | 1360L x 500W |
| Bowl Dimensions: | 343L x 410W x 157D |
| Cut-Out Dimensions: | 1340L x 480W |
| Product Code: | 820121 |

OPTIONAL ACCESSORIES



Plastic Insert
Product Code: 303307



Chopping Board
Product Code: 303029
Available till end of May 2012



Full Chopping Board
Product Code: 303019
Available from June 2012



Stainless Steel Basket
Product Code: 300702



Stainless Steel Drainer Tray
Product Code: 303316

DESIGNER RANGE - SYNTHETIC



Admiral

Fragranite Composite

Fragranite contains the largest quantity of quartz filler on the market.

Why is this important? The reason for using quartz as a filler is for its durability. There are only three natural minerals in the world with a greater solidity; Topaz, Ruby and Diamond.

This quartz filler provides the fragranite sink with the best protection against scratching, resisting scorch marks from high temperature pots and pans placed onto the surface, and staining from everyday items such as red wine and coffee. Fraganite contains 74% quartz filler and 26% acrylic resin. The acrylic resin is used to bond the quartz filler together to create the sink form.

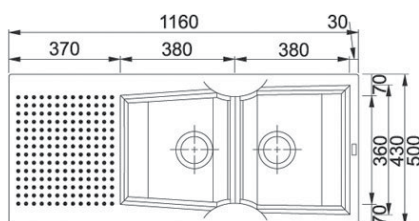
Features

- Manufactured from Fraganite (74% Quartz filler and 26% Resin)
- Heat resistant up to 260°C
- Thermal shock resistant
- Scratch resistant
- High stain resistance
- UV Resistant
- 2 x 90mm basket strainer waste fittings

Specification

Franke Admiral Inset Sink model ADG621, 1160x500mm, unit to be manufactured from Fraganite with a Graphite finish, and supplied complete with 90mm basket strainer waste fittings. Sink to be fitted to kitchen counter top (counter top elsewhere measured).

ADG621

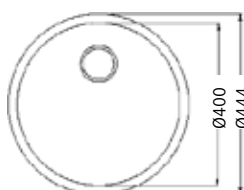


| | |
|---------------------|-----------------------|
| Sink Dimensions: | 1160L x 500W mm |
| Bowl Dimension: | 380L x 430W x 213D mm |
| | 380L x 360W x 213D mm |
| Cut-Out Dimensions: | 1140L x 480W mm |
| Product Code: | 821008 |

Specification

Franke Admiral Inset Prep Bowl model ADG610-44, 444Ømm, unit to be manufactured from Fraganite with a Graphite finish, and supplied complete with 90mm basket strainer waste fitting. Sink to be fitted to kitchen counter top (counter top elsewhere measured).

ADG610-44



| | |
|-----------------------|--|
| Prep Bowl Dimensions: | 444Ø mm |
| Bowl Dimension: | 400Øx185D mm |
| Cut-Out Dimensions: | Refer to template included with packaging. |
| Product Code: | 821010 |



Kitchenette

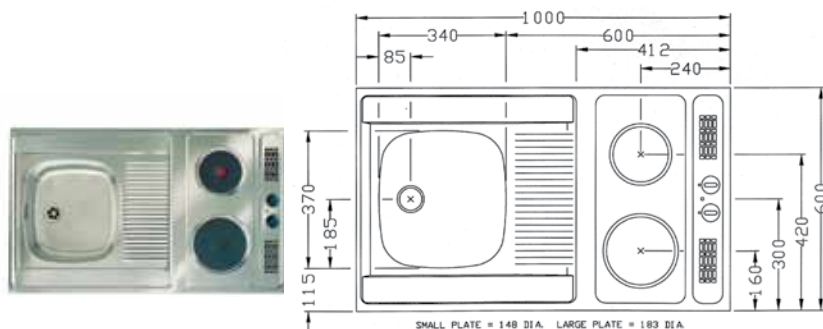
Ideal for Garden Cottages, Studio Apartments and Student Pads, the Franke Kitchenette offers the compact convenience of having the stove and sink integrated together in a single unit. Food preparation becomes effortless moving between high speed plates and accommodating sink bowl and drainer.

Specification

Franke Kitchenette Drop-on Sink and 2 Plate Stove model KKK411, 1000x600mm, unit to be manufactured from Austenitic Stainless Steel with a satin finish, and supplied complete with a 38mm PVC waste fitting and plug. Sink to be mounted onto kitchen counter top/cupboard (counter top/cupboard elsewhere measured).

Electrical Certification: SABS IEC 60 335-2-6

KKX411



KKX411

| | |
|------------------|-----------------------|
| Sink Dimensions: | 1000L x 600W mm |
| Bowl Dimensions: | 340L x 370W x 165D mm |
| Product Code: | 820066 |

SUGGESTED ACCESSORIES



Projectline Single Lever
Product Code: 305065



Highrise Swivel
Product Code: 305060



Spazi FI: Single Bowl
Product Code: 301151



Quinline

Quinline is a “soft edge” range of inset sinks produced in South Africa. This range of monoblock one-piece pressed sinks have a proven track record of consistent quality and performance. All the edges are folded for extra strength on the corners. Austenitic Stainless Steel ensures that the product performs well in high corrosion coastal areas. Quinline sinks are supplied with basket strainer waste fittings.

Specification

Franke Quinline Inset Sink model... (please specify), unit to be manufactured from Austenitic Stainless Steel with a satin finish, and supplied complete with 90mm basket strainer waste fittings. Sink to be fitted to kitchen counter top (counter top elsewhere measured).

OPTIONAL ACCESSORIES



Plastic Insert
Product Code: 303307



Chopping Board
Product Code: 303029
Available till end of May 2012



Full Chopping Board
Product Code: 303019
Available from June 2012



Stainless Steel Basket
Product Code: 300702



Stainless Steel Drainer Tray
Product Code: 303316

SUGGESTED ACCESSORIES



High Rise Swivel
Product Code: 305060



Turcheso Swivel
Product Code: 305055



Spazi F/1: Single Bowl
Product Code: 301151



Spazi F/2: Double Bowl
Product Code: 301251



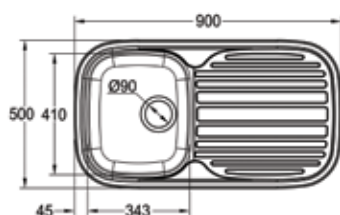
Spazi F/3 Triple Bowl
Product Code: 301351



Waste Disposer 0.75Hp
Product Code: 821079

SOFTLINE RANGE

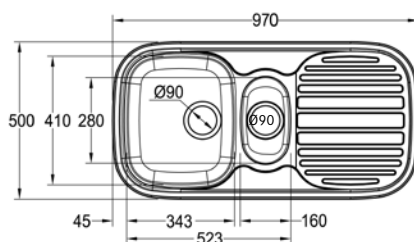
QLX611



| | |
|---------------------|--|
| Sink Dimensions: | 900L x 500W mm |
| Bowl Dimensions: | 343L x 410W x 166D mm |
| Cut-Out Dimensions: | Refer to template included with packaging. |

Product Code: 820000

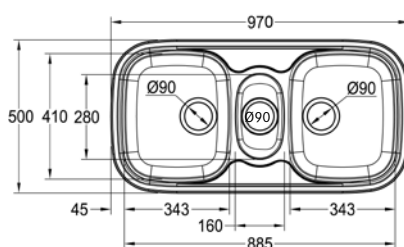
QLX651



| | |
|---------------------|--|
| Sink Dimensions: | 970L x 500W mm |
| Bowl Dimensions: | 343L x 410W x 179D mm |
| | 160L x 280W x 132D mm |
| Cut-Out Dimensions: | Refer to template included with packaging. |

Product Code: 820004

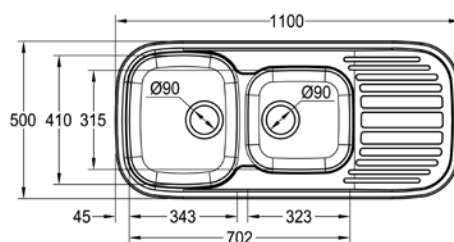
QLX670



| | |
|---------------------|--|
| Sink Dimensions: | 970L x 500W mm |
| Bowl Dimensions: | 343L x 410W x 157D mm |
| | 160L x 280W x 139D mm |
| Cut-Out Dimensions: | Refer to template included with packaging. |

Product Code: 820002

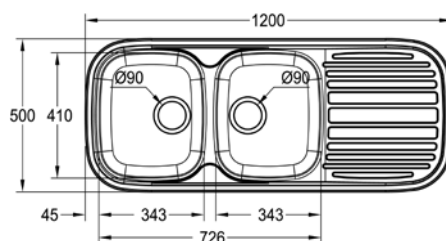
QLX621-110



| | |
|---------------------|--|
| Sink Dimensions: | 1100L x 500W mm |
| Bowl Dimensions: | 343L x 410W x 157D mm |
| | 323L x 315W x 131D mm |
| Cut-Out Dimensions: | Refer to template included with packaging. |

Product Code: 820006

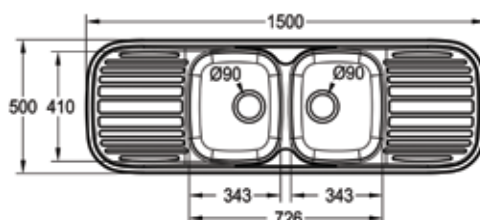
QLX621-120



| | |
|---------------------|--|
| Sink Dimensions: | 1200L x 500W mm |
| Bowl Dimensions: | 343L x 410W x 149D mm |
| Cut-out Dimensions: | Refer to template included with packaging. |

Product Code: 820008

QLX622



| | |
|---------------------|--|
| Sink Dimensions: | 1500L x 500W mm |
| Bowl Dimensions: | 343L x 410W x 153D mm |
| Cut-Out Dimensions: | Refer to template included with packaging. |

Product Code: 820018



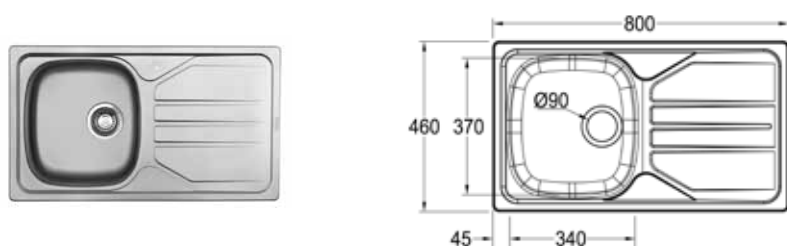
Nouveau

The Nouveau range of sinks follows the European trend towards minimalistic with square corners, it incorporates a fresh look drainer board. Manufactured in South Africa, the Nouveau range is a compact and affordable sink. Nouveau sinks are produced using monoblock technology from austenitic stainless steel to ensure that the product withstands coastal conditions. All sinks are supplied with a basket strainer waste fitting to reduce waste entering the draining system.

Specification

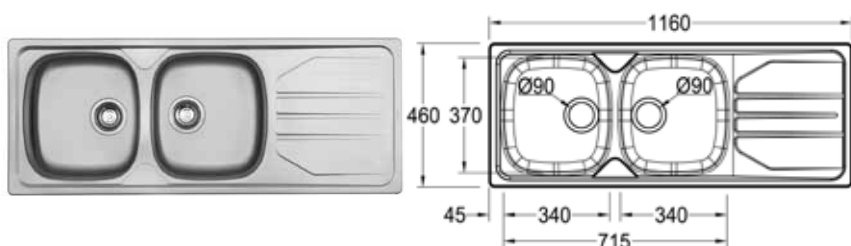
Franke Nouveau Inset Sink model... (please specify), unit to be manufactured from Austenitic Stainless Steel with a satin finish, and supplied complete with 90mm basket strainer waste fittings. Sink to be fitted to kitchen counter top (counter top elsewhere measured).

NVN611



| | |
|---------------------|-----------------------|
| Sink Dimensions: | 800L x 460W mm |
| Bowl Dimensions: | 340L x 370W x 149D mm |
| Cut-Out Dimensions: | 780L x 440W mm |
| Product Code: | 811023 |

NVN621



| | |
|---------------------|-----------------------|
| Sink Dimensions: | 1160L x 460W mm |
| Bowl Dimensions: | 340L x 370W x 149D mm |
| Cut-Out Dimensions: | 1140L x 440W mm |
| Product Code: | 811024 |

OPTIONAL ACCESSORIES FOR NOUVEAU & PROJECTLINE



Stainless Steel Basket
Product Code: 300701



Chopping Board
Product Code: 303214
Available till end of May 2012



Full Chopping Board
Product Code: 303214
Available from June 2012



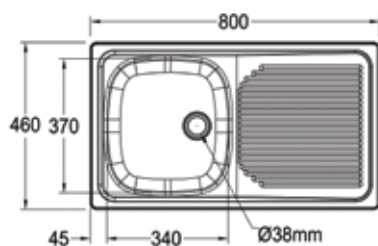
Projectline

Projectline sinks are manufactured using state of the art monoblock technology for strength and hygiene. Sinks are supplied with 38mm PVC waste fittings with plugs.

Specification

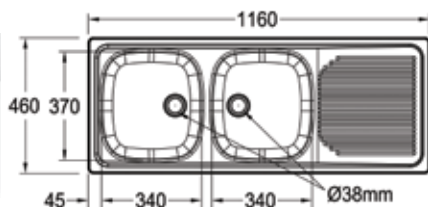
Franke Projectline Inset Sink model... (please specify), unit to be manufactured from Austenitic Stainless Steel with a satin finish, and supplied complete with 38mm PVC waste fittings and plugs. Sink to be fitted to kitchen counter top (counter top elsewhere measured).

PLN611



| | |
|--------------------|-----------------------|
| Sink Dimensions: | 800L x 460W mm |
| Bowl Dimension: | 340L x 370W x 140D mm |
| Cut Out Dimension: | 780L x 440W mm |
| Product Code: | 821047 |

PLN621



| | |
|-------------------------|-----------------------|
| Double Bowl Inset Sink: | 1160L x 460W mm |
| Bowl Dimension: | 340L x 370W x 140D mm |
| Cut Out Dimension: | 1140L x 440W mm |
| Product Code: | 821048 |

SUGGESTED ACCESSORIES FOR NOUVEAU & PROJECTLINE



Projectline Single Lever
Product Code: 305065



Highrise Swivel
Product Code: 305060



Spazi F/1: Single Bowl
Product Code: 301151



Spazi F/2: Double Bowl
Product Code: 301251



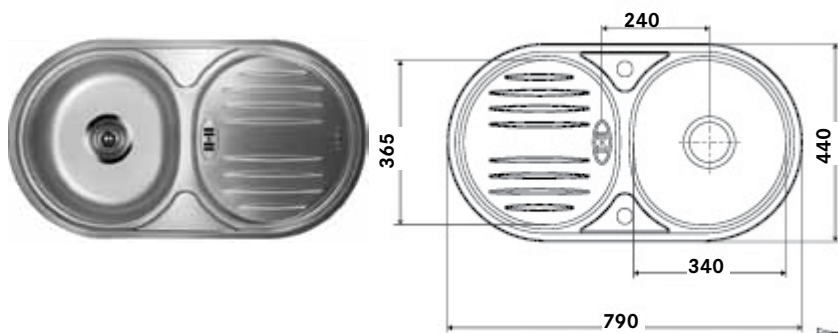
Prep Bowls

Installing a Franke Prep Bowl evolves the kitchen into a co-ordinated and efficient workplace within the home.

Specification

Franke Baltic Inset Prep Bowl model BLN6 14, 790x440mm, unit to be manufactured from Austenitic Stainless Steel with a satin finish, and supplied complete with 90mm basket strainer waste fitting. Sink to be fitted to kitchen counter top (counter top elsewhere measured).

BALTIC BLN6 14



| | |
|---------------------|--|
| Sink Dimensions: | 790L x 440W mm |
| Bowl Dimensions: | 340L x 365W x 149D mm |
| Cut Out Dimensions: | Refer to template included with packaging. |
| Product Code: | 310285 |

SUGGESTED ACCESSORIES



Fabella II - Prep Bowl
Product Code: 303354



High Rise Swivel
Product Code: 305060



Cascade Prep Bowl
Product Code: 303232



Spazi F/1: Single Bowl
Product Code: 301151



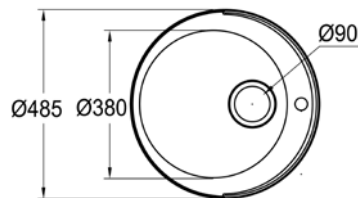
Waste Disposer 0.75Hp
Product Code: 821079

Rondo Prep Bowls

Specification

Franke Rondo Inset Prep Bowl model... (please specify), unit to be manufactured from Austenitic Stainless Steel with a satin finish, and complete with a 90mm basket strainer waste fitting or a 38mm PVC waste fitting and plug...(please specify). Sink to be fitted to kitchen counter top (counter top elsewhere measured).

RONDO RDX6 10-48



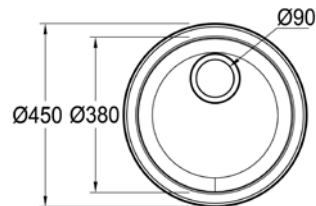
RDX6 10-48 90mm Outlet with Tap Landing

| | |
|---------------------|--|
| Dimensions: | 485Ø mm |
| Bowl Dimensions: | 380Ø x 161D mm |
| Cut Out Dimensions: | Refer to template included with packaging. |
| Product Code: | 820052 |

RDX6 10-48 90mm Outlet & Slotted Overflow and Tap Landing

| | |
|---------------------|--|
| Dimensions: | 485Ø mm |
| Bowl Dimensions: | 380Ø x 161D |
| Cut Out Dimensions: | Refer to template included with packaging. |
| Product Code: | 820054 |

RONDO RDX 6 10-45



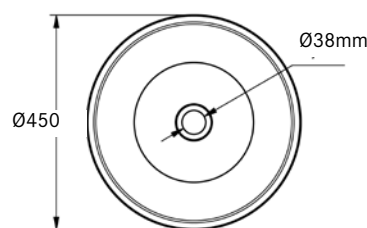
RDX6 10-45 90mm Outlet

| | |
|---------------------|--|
| Dimensions: | 450Ø mm |
| Bowl Dimensions: | 380Ø x 161D mm |
| Cut Out Dimensions: | Refer to template included with packaging. |
| Product Code: | 820058 |

RONDO RDX6 10-44 & RONDO RDX6 10-34 *

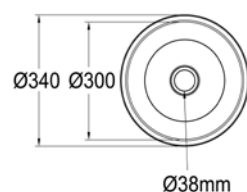
* Please Note:

RDX6 10-44 & RDX6 10-34 Prep Bowls are manufactured from Ferritic Stainless Steel are not suitable for coastal applications due to corrosion risk.



RDX6 10-44 38mm Outlet

| | |
|---------------------|--|
| Dimensions: | 450Ø mm |
| Bowl Dimensions: | 415Ø x 157D mm |
| Cut Out Dimensions: | Refer to template included with packaging. |
| Product Code: | 820062 |



RDX6 10-34 38mm Outlet

| | |
|---------------------|--|
| Dimensions: | 340Ø mm |
| Bowl Dimensions: | 300Ø x 139D mm |
| Cut Out Dimensions: | Refer to template included with packaging. |
| Product Code: | 820064 |

OPTIONAL ACCESSORIES FOR RONDO RDX6 10-48 & RDX6 10-45



Chopping Board
Product Code: 303104



Rondo Basket
Product Code: 300703



Plastic Insert
Product Code: 303105



Kubus Undermount Sinks

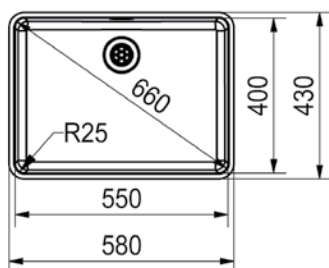
NEW

The new Kubus undermount range offers a sleek, ultra-modern look within the kitchen. The Kubus range features deep bowls with radiused corners enhancing hygiene. Its ultimate geometric shape for sharp profiles in solid surfaces, with iconic good looks. Three different sizes are available, an assortment of bowls may be added to fully optimise your kitchen environment and to suit your requirements.

Specification

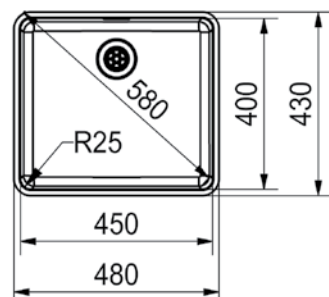
Franke Kubus Undermount Sink model... (please specify), unit to be manufactured from Austenitic Stainless Steel with a satin finish, and supplied complete with 90mm basket strainer waste fittings. Sink to be mounted under kitchen counter top (counter top elsewhere measured).

KBX110-55



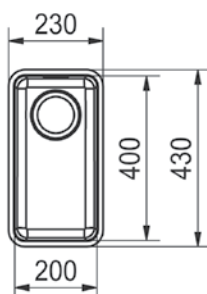
| | |
|---------------------|--|
| Dimensions: | 580Lx430W mm |
| Bowl Dimensions: | 550Lx400Wx190D mm |
| Cut-Out Dimensions: | Please see template included in packaging. |
| Product Code: | 310283 |

KBX110-45



| | |
|---------------------|--|
| Dimensions: | 480Lx430W mm |
| Bowl Dimensions: | 450Lx400Wx180D mm |
| Cut-Out Dimensions: | Please see template included in packaging. |
| Product Code: | 310281 |

KBX110-20



| | |
|---------------------|--|
| Dimensions: | 230Lx430W mm |
| Bowl Dimensions: | 200Lx400Wx150D mm |
| Cut-Out Dimensions: | Please see template included in packaging. |
| Product Code: | 310282 |

SUGGESTED ACCESSORIES



Enix Square Swivel
Product Code: 305050



Spazi F/1: Single Bowl
Product Code: 301151



Spazi F/2: Double Bowl
Product Code: 301251



Spazi F/3 Triple Bowl
Product Code: 301351



Waste Disposer 0.75Hp
Product Code: 821079



Undermount Sinks

Stylish and durable the Franke undermount sink range offers variety in style and size, catering for all types of kitchens and tastes.

Specification

Franke Undermount Sink model... (please specify), unit to be manufactured from Austenitic Stainless Steel with a satin finish, and supplied complete with 90mm basket strainer waste fittings. Sink to be mounted under kitchen counter top (counter top elsewhere measured).

SUGGESTED ACCESSORIES



High Rise Swivel
Product Code: 305060



Billy Joystick Professional
Product Code: 303220



Enix Square Swivel
Product Code: 305050



Spazi F/1: Single Bowl
Product Code: 301151



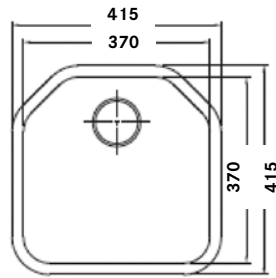
Spazi F/2: Double Bowl
Product Code: 301251



Waste Disposer 0.75Hp
Product Code: 821079

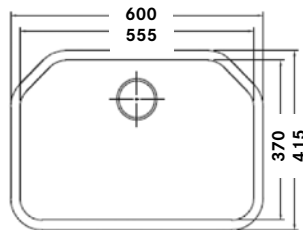
UNDERMOUNT SINKS

DELTA DEX2 10



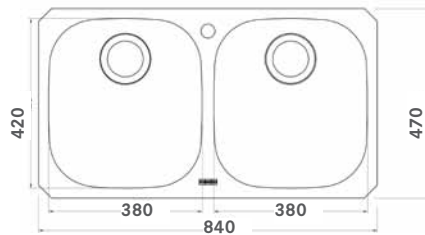
| | |
|---------------------|--|
| Dimensions: | 415L x 415W mm |
| Bowl Dimension: | 370L x 370W x 160D mm |
| Cut-Out Dimensions: | Refer to template included with packaging. |
| Product Code: | 821045 |

DELTA DEX2 10.600



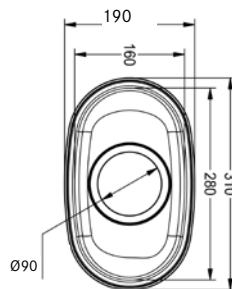
| | |
|---------------------|--|
| Dimensions: | 600L x 415W mm |
| Bowl Dimension: | 555L x 370W x 150D mm |
| Cut-Out Dimensions: | Refer to template included with packaging. |
| Product Code: | 821044 |

ZRX 120B



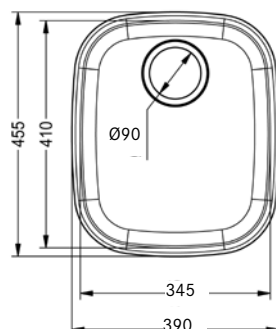
| | |
|---------------------|--|
| Dimensions: | 840L x 470W mm |
| Bowl Dimensions: | 380L x 420W x 200D mm |
| Cut-Out Dimensions: | Refer to template included with packaging. |
| Product Code: | 310256 |

CUB 130



| | |
|---------------------|--|
| Dimensions: | 190L x 310W mm |
| Bowl Dimensions: | 160L x 280W x 126D mm |
| Cut-Out Dimensions: | Please see template included in packaging. |
| Product Code: | 821064 |

CUB 150



| | |
|---------------------|--|
| Dimensions: | 390L x 455W mm |
| Bowl Dimensions: | 345L x 410W x 140D mm |
| Cut-Out Dimensions: | Please see template included in packaging. |
| Product Code: | 821063 |



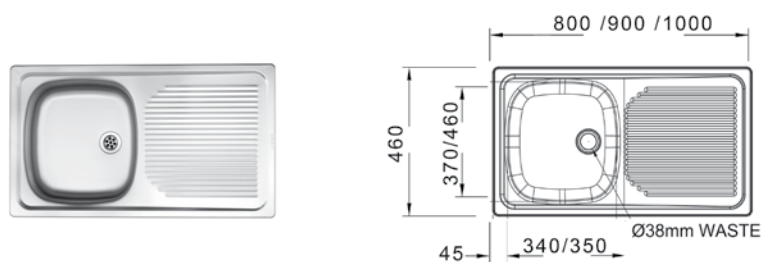
Trendline Drop-On Sinks

Drop-On range of sinks are available in single or double bowls being manufactured using state-of-the-art one piece pressed monoblock technology. Designed specially to fit snugly on the top of the kitchen unit, this traditional range is suitable for any contemporary kitchen.

Specification

Franke Trendline Drop-on Sink model... (please specify), unit to be manufactured from Austenitic Stainless Steel with a satin finish, and supplied with a 38mm PVC waste fitting and plug... (please specify, sold separately). Sink to be mounted onto kitchen counter top/cupboard (counter top/cupboard elsewhere measured) or alternatively to be mounted onto wall fixing brackets (please refer to fixing bracket options, sold separately)

SINGLE END BOWL - 460mm Wide



Trendline 711 - 800x460 SEB

| | |
|------------------|-----------------------|
| Sink Dimensions: | 800L x 460W mm |
| Bowl Dimensions: | 340L x 370W x 140D mm |
| Product Code: | 310331 |

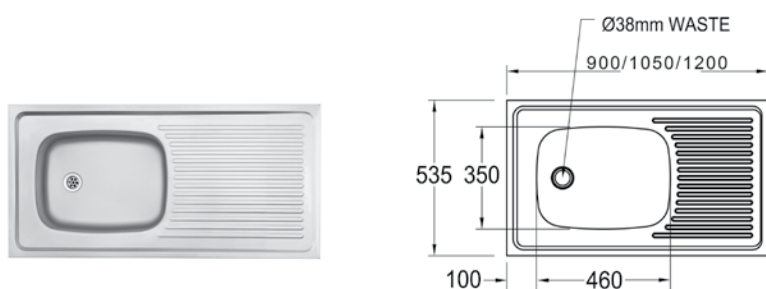
Trendline 711 - 900x460 SEB

| | |
|------------------|-----------------------|
| Sink Dimensions: | 900L x 460W mm |
| Bowl Dimensions: | 350L x 460W x 140D mm |
| Product Code: | 310500 |

Trendline 711 - 1000x460 SEB

| | |
|------------------|-----------------------|
| Sink Dimensions: | 1000L x 460W mm |
| Bowl Dimensions: | 350L x 460W x 140D mm |
| Product Code: | 311050 |

SINGLE END BOWL - 535mm Wide



Trendline 711 - 900x535 SEB

| | |
|------------------|-----------------------|
| Sink Dimensions: | 900L x 535W mm |
| Bowl Dimensions: | 460L x 350W x 140D mm |
| Product Code: | 310450 |

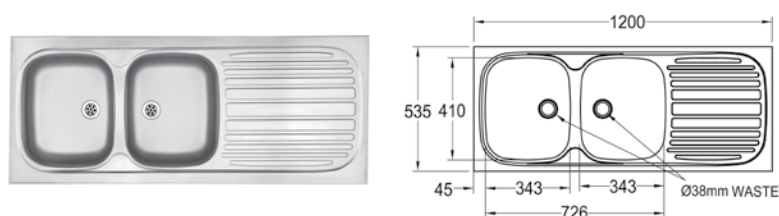
Trendline 711 - 1050x535 SEB

| | |
|------------------|-----------------------|
| Sink Dimensions: | 1050L x 535W mm |
| Bowl Dimensions: | 460L x 350W x 140D mm |
| Product Code: | 311450 |

Trendline 711 - 1200x535 SEB

| | |
|------------------|-----------------------|
| Sink Dimensions: | 1200L x 535W mm |
| Bowl Dimensions: | 460L x 350W x 140D mm |
| Product Code: | 311850 |

DOUBLE END BOWL - 535mm Wide

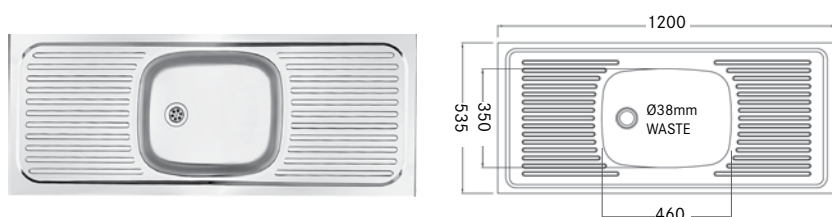


Trendline 721 - 1200x535 DEB

| | |
|------------------|-----------------------|
| Sink Dimensions: | 1200L x 535W mm |
| Bowl Dimensions: | 410L x 343W x 140D mm |
| Product Code: | 312081 |

DROP-ON SINKS

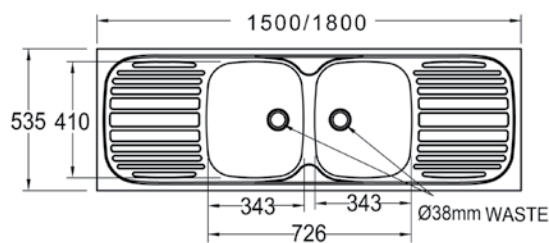
SINGLE CENTRE BOWL - 535mm Wide (Factory Orders Only)



Trendline 712 - 1200x535 SCB

| | |
|------------------|-----------------------|
| Sink Dimensions: | 1200L x 535W mm |
| Bowl Dimensions: | 460L x 350W x 135D mm |
| Product Code: | 311671 |

DOUBLE CENTRE BOWL - 535mm Wide



Trendline 722 - 1500x535 DCB

| | |
|------------------|-----------------------|
| Sink Dimensions: | 1500L x 535W mm |
| Bowl Dimensions: | 343L x 410W x 146D mm |
| Product Code: | 312880 |

Trendline 722 - 1800x535 DCB

| | |
|-----------------|-----------------------|
| Sink Dimension: | 1800L x 535W mm |
| Bowl Dimension: | 343L x 410W x 146D mm |
| Product Code: | 313852 |

OPTIONAL FIXING BRACKETS

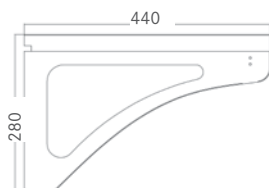


FALCON BRACKET FOR DROP-ON SINKS

Falcon Brackets (Patent No.95/4163)

Wall fixing brackets 440L x 280W mm to be manufactured from galvanised mild steel.

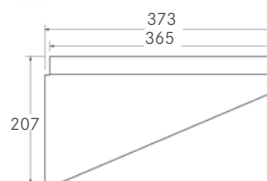
Product Code: 300322 (Pair)



LC BRACKET FOR SA94/ TRENDLINE 460mm WIDE DROP-ON SINKS

Wall fixing brackets 373L x 207W mm to be manufactured from galvanised mild steel.

Product Code: 300355 (Pair)



SUGGESTED ACCESSORIES



Projectline Single Lever
Product Code: 305065



Highrise Swivel
Product Code: 305060



Spazi F/1: Single Bowl
Product Code: 301151



Spazi F/2: Double Bowl
Product Code: 301251



PVC 38mm Waste & plug
Product Code: 302021

CONTRACT SINK

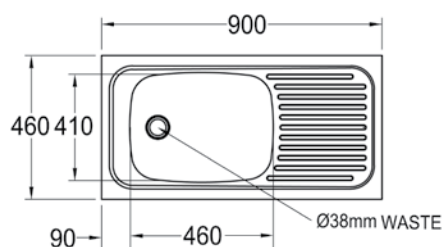


SA94

Specification

Franke SA94 Drop On Sink, unit to be manufactured from Austenitic Stainless Steel with a satin finish, and supplied with a 38mm PVC waste fitting and plug... (please specify, sold separately). Sink to be mounted onto kitchen counter top/cupboard (counter top/cupboard elsewhere measured) or alternatively to be mounted onto wall fixing brackets (please refer to fixing bracket options, sold separately).

SA94

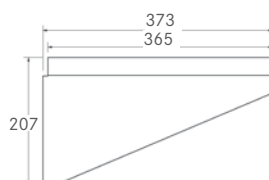



Sink Dimensions: 900L x 460W mm

Bowl Dimensions: 460L x 410W x 120D mm

Product Code: 310507

OPTIONAL FIXING BRACKET



LC BRACKET FOR SA94

Wall fixing brackets 373L x 207W mm to be manufactured from galvanised mild steel.

Product Code: 300355 (Pair)

SUGGESTED ACCESSORIES



Projectline Single Lever
Product Code: 305065



PVC 38mm Waste & plug
Product Code: 302021

SINK MIXERS



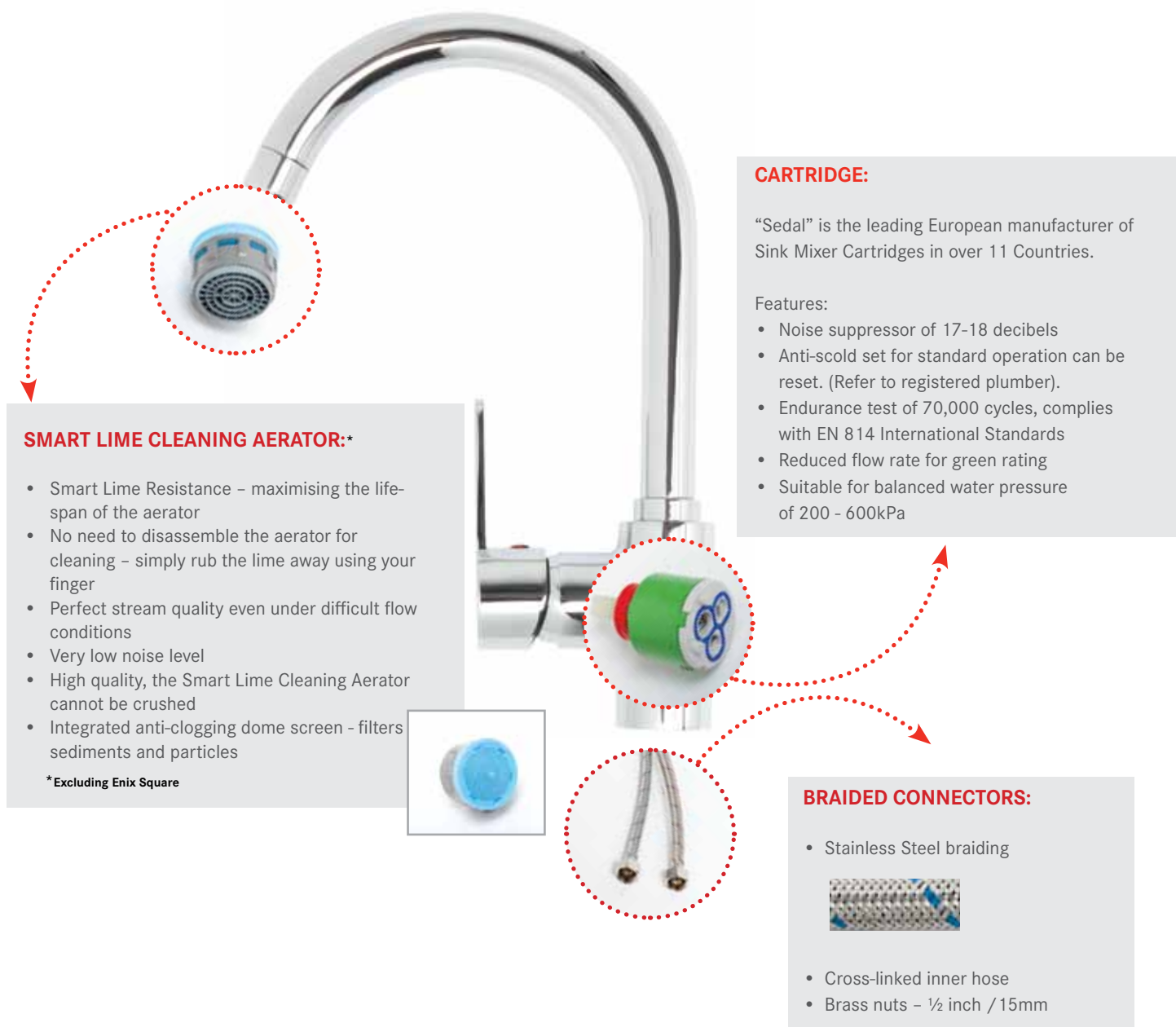
NEW SINK MIXER RANGE

Enix Square, Highrise, Projectline,

Franke Kitchen Systems have introduced a new range of Sink Mixers (Enix Square, Highrise & Projectline). Each sink mixer has been carefully designed with the end user in mind, ensuring that they receive the highest quality components, with excellent back-up support – the trusted Franke Brand.

Specification

Franke Sink Mixer model... (please specify), unit to be manufactured with a solid brass construction with a chrome plated finish as supplied by Franke Kitchen Systems (Pty) Ltd. Unit to carry a 5 year guarantee on the body construction and a 2 year guarantee on the ceramic cartridge. Sink mixer to be fitted to counter top over a sink or onto a sink (counter top/sink elsewhere measured).



GUARANTEE

Franke Sink Mixers carry a 5 year guarantee on the body construction against manufacturing defects, with a 2 year guarantee on the cartridge.

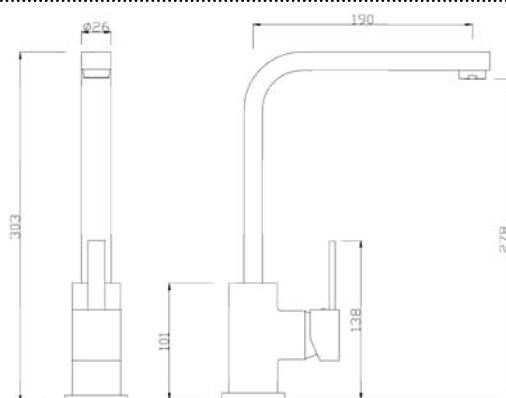
All guarantee's are subject to proper installation and proof of purchase is required for all enquiries.

ENIX SQUARE / HIGHRISE



ENIX SQUARE SWIVEL

Product Code: 305050

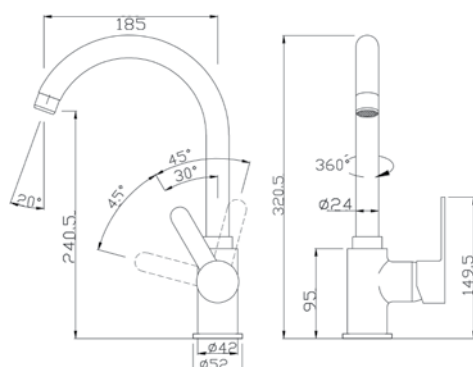


NEW

- Ceramic Disk Cartridge with Anti-scoold
- Solid DZR Brass Construction
- Chrome Plated
- 5 Year guarantee on body construction
- 2 Year guarantee on ceramic cartridge

HIGHRISE SWIVEL

Product Code: 305060



NEW

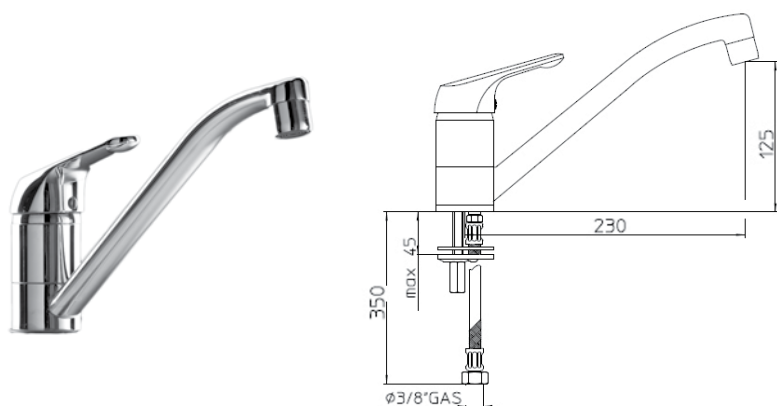
- Ceramic Disk Cartridge with Anti-scoold
- Solid DZR Brass Construction
- Smart Lime Cleaning Aerator
- Chrome Plated
- 5 Year guarantee on body construction
- 2 Year guarantee on ceramic cartridge



TURCHESO SWIVEL

Product Code: 305055

NEW

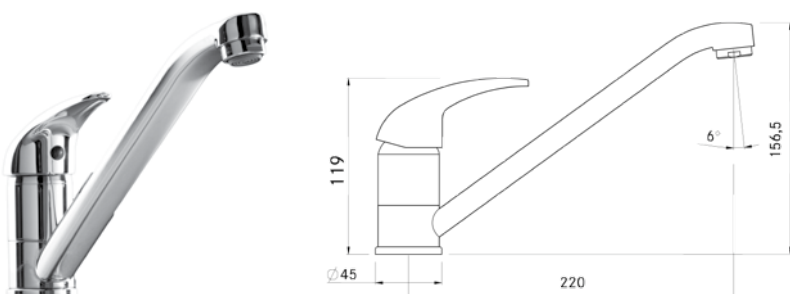


- Ceramic Disk Cartridge
- Solid Brass Construction
- Chrome Plated
- 5 Year guarantee on body construction
- 2 Year guarantee on ceramic cartridge

PROJECTLINE SINGLE LEVER

Product Code: 305065

NEW

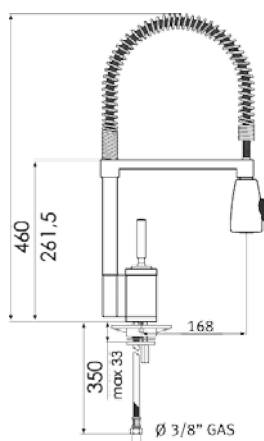


- Ceramic Disk Cartridge with Anti-scold
- Solid DZR Brass Construction
- Smart Lime Cleaning Aerator
- Chrome Plated
- 5 Year guarantee on body construction
- 2 Year guarantee on ceramic cartridge



BILLY JOYSTICK PROFESSIONAL

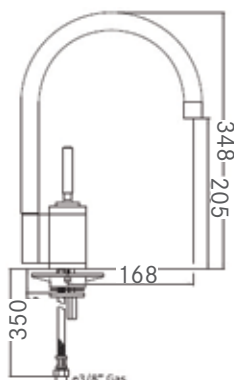
Product Code: 303220



- Ceramic Disk Cartridge
- Solid Brass Construction
- Chrome Plated
- 5 Year guarantee on body construction
- 2 Year guarantee on ceramic cartridge

BILLY JOYSTICK SWIVEL

Product Code: 303219

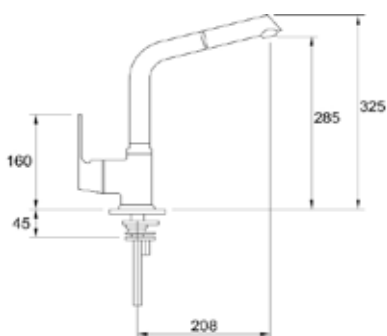


- Ceramic Disk Cartridge
- Solid Brass Construction
- Chrome Plated
- 5 Year guarantee on body construction
- 2 Year guarantee on ceramic cartridge



ZODIACO RETRACTABLE

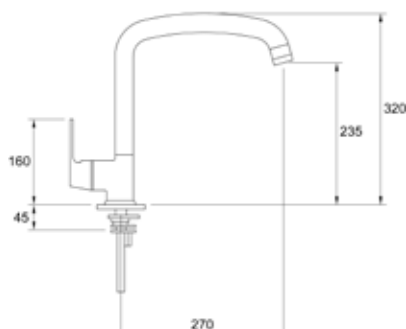
Product Code: 303217



- Ceramic Disk Cartridge
- Solid Brass Construction
- Chrome Plated
- 5 Year guarantee on body construction
- 2 Year guarantee on ceramic cartridge

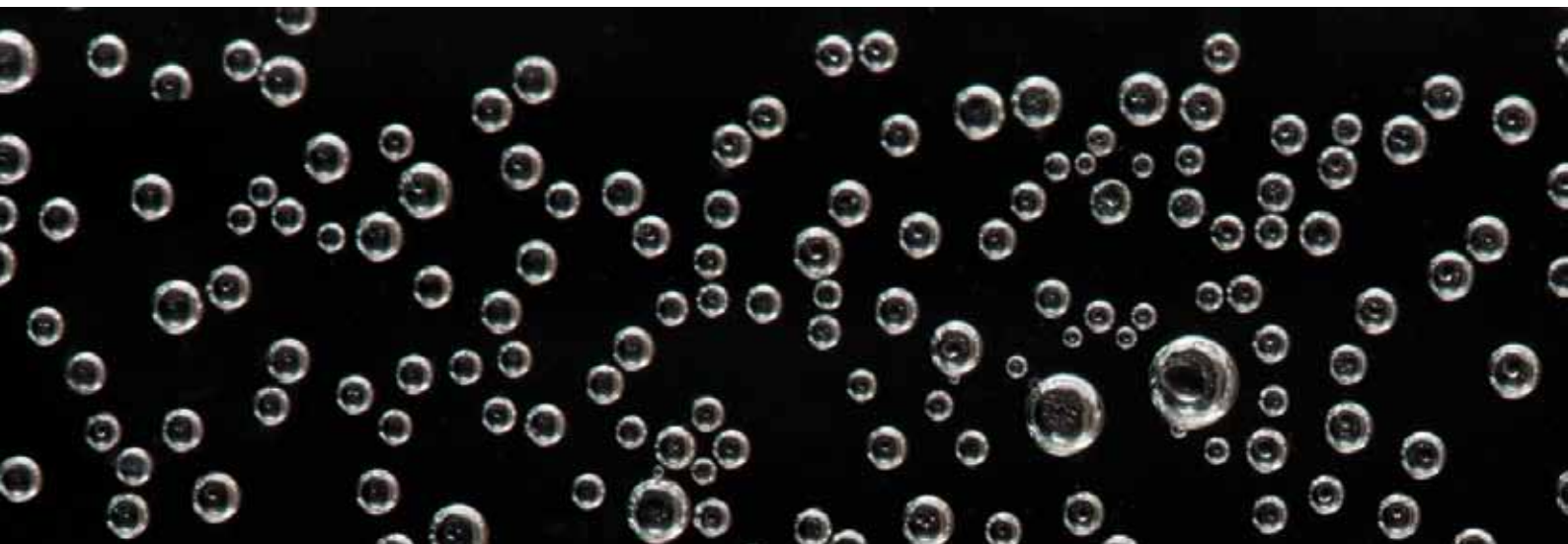
ZODIACO SWIVEL

Product Code: 303218



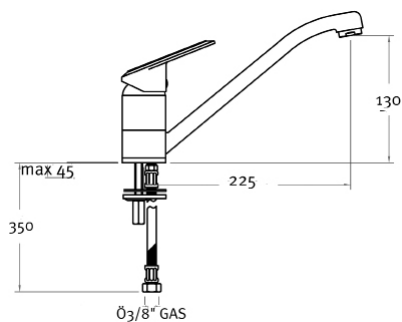
- Ceramic Disk Cartridge
- Solid Brass Construction
- Chrome Plated
- 5 Year guarantee on body construction
- 2 Year guarantee on ceramic cartridge

CASCADE RANGE / DESIGNER



CASCADE SWIVEL

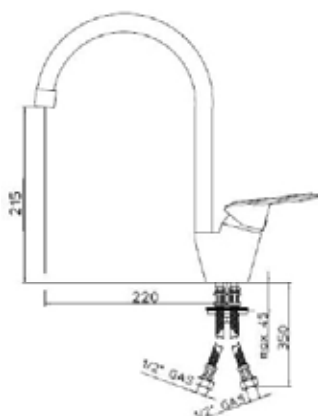
Product Code: 303355



- Ceramic Disk Cartridge
- Solid Brass Construction
- Chrome Plated
- 5 Year guarantee on body construction
- 2 Year guarantee on ceramic cartridge

CASCADE PREP BOWL

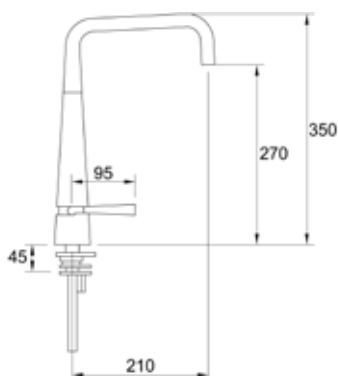
Product Code: 303232



- Ceramic Disk Cartridge
- Solid Brass Construction
- Chrome Plated
- 5 Year guarantee on body construction
- 2 Year guarantee on ceramic cartridge


DESIGNER SWIVEL

Product Code: 303224



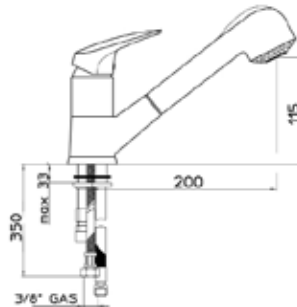
- Ceramic Disk Cartridge
- Solid Brass Construction
- Chrome Plated
- 5 Year guarantee on body construction
- 2 Year guarantee on ceramic cartridge

FABELLA RANGE / SOAP DISPENSER



FABELLA II - RETRACTABLE

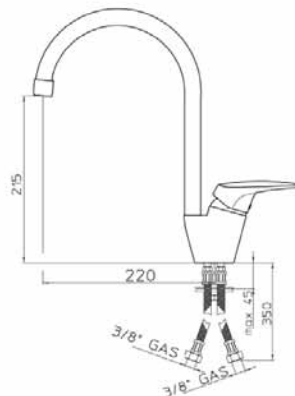
Product Code: 303356



- Ceramic Disk Cartridge
- Solid Brass Construction
- Chrome Plated
- 5 Year guarantee on body construction
- 2 Year guarantee on ceramic cartridge

FABELLA II PREP BOWL

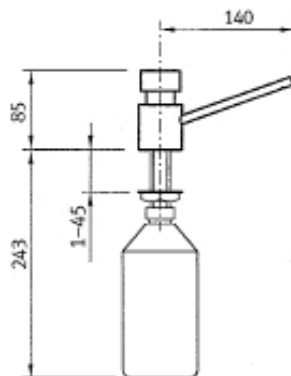
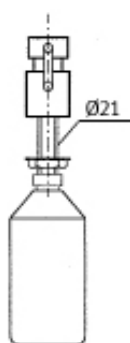
Product Code: 303354



- Ceramic Disk Cartridge
- Solid Brass Construction
- Chrome Plated
- 5 Year guarantee on body construction
- 2 Year guarantee on ceramic cartridge

SD80 SOAP DISPENSER

Product Code: 359802



- Manufacture from chromium plated brass
- Incorporates a replaceable 1 Litre polyethylene container for use with liquid soap
- 5 Year Warranty on Body Construction



WATER PURIFICATION MIXER

Kubus Filterflow

Discover the unique advantages and health benefits of the Franke Kubus Filterflow water filtration system. Designed and manufactured by British engineers, and fitted with a premium-grade carbon activated cartridge, the Franke Kubus Filterflow is a health-conscious and quality drinking water filtration system.

Features:

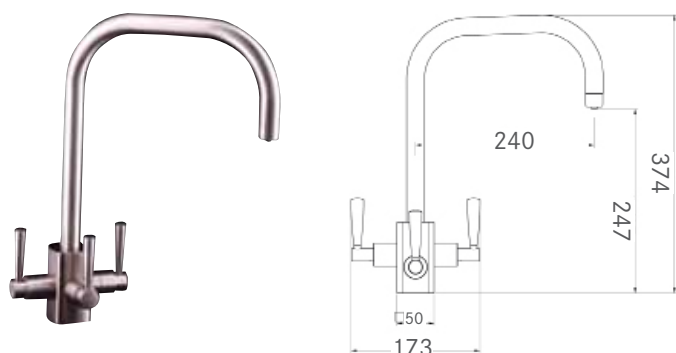
- Water Purification Filter
- Dispenses Hot, Cold and Filtered Water
- Carbon Activated Cartridge
- Solid Brass Construction
- Chrome Plated
- Removes Chlorine, Lead, Harmful Bacteria, Parasites and Cysts including Cryptosporidium
- Improves Taste, Odour and Colour
- Kubus Filterflow retains Beneficial Minerals such as Calcium and Magnesium - essential for a healthy diet
- Guaranteed for 5 Years on Body Construction

Specification

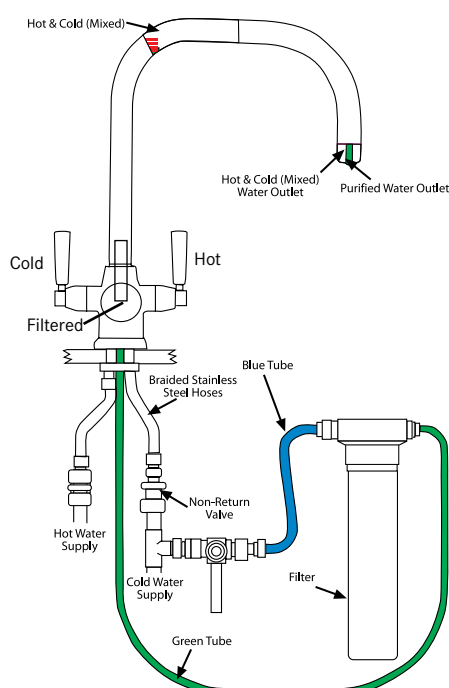
Franke Kubus Filterflow Water Purification Sink Mixer, unit to be manufactured with a solid brass construction with a chrome plated finish, complete with a carbon activated cartridge. Sink mixer to be fitted to kitchen counter top over a sink or onto a sink (counter top/sink elsewhere measured).

KUBUS FILTERFLOW

Product Code: 303236



KUBUS FILTERFLOW INSTALLATION





Waste Disposer

- Food waste disposer with Air Switch and Brush Plug
- Durable & Energy efficient, minimises waste & odours
- Hygienic & effective disposal of waste in the home.
- Stainless Steel grinding chamber
- Requires a 90mm waste fitting outlet
- For hygienic purposes, fruit & vegetable peels, rice, soft chicken bones and egg shells may be effortlessly ground with water and flushed through the pipe work system

Electrical Certification: SABS IEC 60 335-2-16

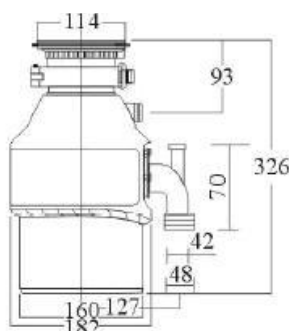
Specification

Franke Waste Disposer 3/4HP, complete with Air Switch.
Waste Disposer to be fitted to a sink or prep bowl (sink/prep bowl elsewhere measured).

| | |
|---------------------|--------------------|
| Horsepower | 3/4HP |
| Input power | 1300W |
| Output power | 550W |
| Start current | 8.5A |
| Rated current | 5.7 A |
| Rotating speed | 1380rpm |
| Frequency | 50Hz |
| Voltage | 220V~230V |
| Grinding components | Stainless steel |
| Overload protection | Overload protector |
| Noise level | 55dB |
| Vibration | Low |
| Grinding fineness | < 4mm |
| Volume | 1200ml |
| Motor | AC induction |



Waste Disposer 0.75Hp with Air Switch
Product Code: 821079



Product Code: 304185

WASTE MANAGEMENT

SPAZI PLUMBING KITS

- Space saving plumbing kits which facilitate outlet connections for washing machines and dishwashers.
- Fully adjustable to suit bowl heights and positions.



Spazi F/1: Single Bowl
Product Code: 301151



Spazi F/2: Double Bowl
Product Code: 301251

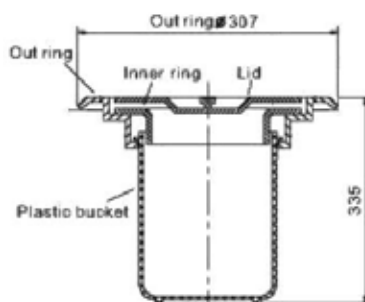


Spazi F/3: Triple Bowl
Product Code: 301351



Spazi F/3 connected to Waste Disposer, fitted to triple bowl sink

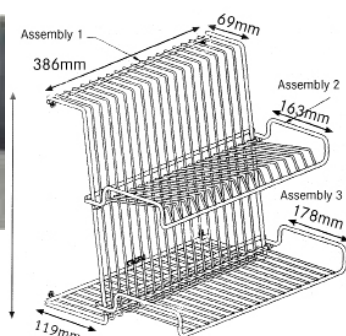
INSET BIN



Stainless Steel Lid and 12 Litre Synthetic Bin
Product Code: 303204

GENERAL ACCESSORIES

WALL MOUNTED STAINLESS STEEL FOLD-UP DRY RACK WITH UTENSIL HOLD




- Wall mounted space saving solution
- Manufactured from durable, 18/10 Stainless Steel
- Easy to mount (screws included in pack)
- Both bottom and top racks fold up independently to accommodate larger items
- Versatile removable utensil holder which can be accommodated by bracket anywhere on lower rack
- Rubber feet on utensil holder prevents scratching on sink surface

*Crockery not included

Product Code: 300658

TAP BRACE



- Optional extra to be used to reinforce heavy duty and/or taller taps.

Product Code: 303020

TAP HOLE STOPPER

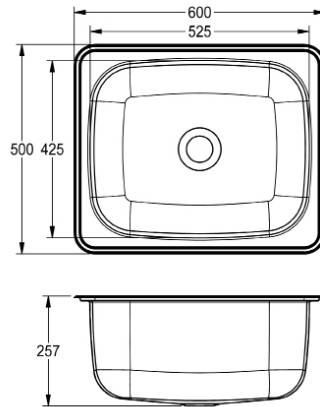


Product Code: 303043

WASHTROUGHS

DLT Luxtub - Inset Type Wash Trough

Product Code: 318650

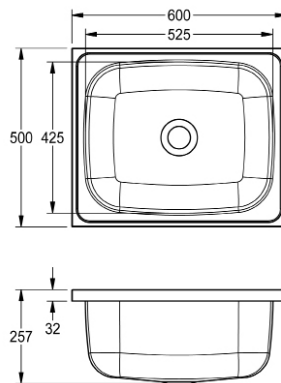


Specification

Franke Model DLT Inset Wash Trough 600x500x257mm. Unit to be manufactured from Grade 304 (18/10) Stainless Steel, 0,9mm gauge. Unit to include a pressed bowl 525x425x257mm deep (43 litres) with a 40mm waste outlet (waste fitting sold separately, please specify). Unit to be fitted into the worktop, cut out size 535x435mm (worktop elsewhere measured).

LDL Lux Tub - Wall Mounted/Drop-On Wash Trough

Product Code: 318600

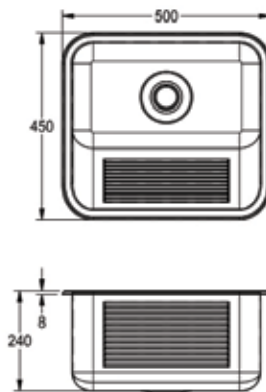


Specification

Franke Model LDL Drop-on Wash Trough 600x500x257mm. Unit to be manufactured from Grade 304 (18/10) Stainless Steel, 0,9mm gauge. Unit to include a pressed bowl 525x425x257mm deep (43 litres) with a 40mm waste outlet (waste fitting sold separately, please specify). Unit to be fixed to the wall with a pair of galvanised mild steel Falcon Brackets (brackets optional, please specify).

SIRX Wash Trough (inset or wall mounted type)

Product Code: 318619



Specification

INSET TYPE

Franke Model SIRX342 Wash trough, 500x450x240mm deep, with a 40mm waste outlet (waste fitting sold separately, please specify). Unit to be manufactured from Grade 304(18/10) Stainless Steel, 1,2mm gauge. Unit to be fitted into the worktop (worktop elsewhere measured).

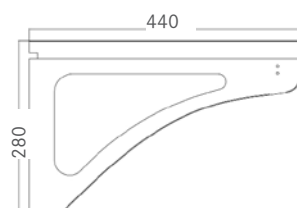
WALL MOUNTED

Franke Model SIRX342 Wash trough, 500x450x240mm deep, with a 40mm waste outlet (waste fitting sold separately, please specify). Unit to be manufactured from Grade 304(18/10) Stainless Steel, 1,2mm gauge. Unit to be fixed to the wall with a pair of Stainless Steel wall fixing brackets (brackets optional, please specify). Please refer to fixing below

Optional Wall Fixing Brackets

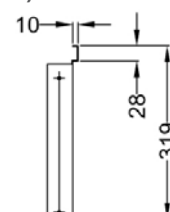
Falcon Bracket for Luxtub

Product Code: 300322 (Pair)



Bracket for SIRX Washtrough

Product Code: 300367 (Pair)



CLEANING & MAINTAINENCE



CLEANING PROCEDURE

Clean the Stainless Steel as often as experience dictates (i.e. when noticeably dull or dirty) and use the simplest cleaning procedure that will effectively “do the job”.

- Stainless Steel reacts best to clean water or mild detergent solution, applied with a soft cloth or sponge, rinsed well and wiped dry.
- Routine, simple, gentle and inexpensive cleaning will retain both the corrosion resistance and appearance of Stainless Steel through years of exposure and use. Occasionally a small amount of Inox Creme may be used on a soft, damp cloth with the detergent solution to remove stubborn dirt or slight incipient stains. Rub gently.

CLEANING DO'S

- Employ regular routine cleaning rather than an occasional aggressive single cleaning.
- Only use propriety brands of cleaners that state “SUITABLE FOR STAINLESS STEEL”, such as Inox Creme
- Always rinse and dry as the final step in a cleaning procedure.

CLEANING DON'TS

- Do not use coarse abrasive powders.
- Do not use metallic scourers or brushes with metal bristles.
- Do not use the so termed “silver cleaners”.
- Do not use acids (except nitric acid in specific instances).

STORAGE OF PRODUCTS

Product research has proven that certain household products which may be stored underneath a sink, can lead to damage of the sink's base. Chlorine is the major culprit and can be found in: chlorine for swimming pools; household bleach; bathroom cleaning products such as toilet cleaners, mildew treatments and tile cleaners; kitchen cleaning products - especially liquid cleaners; powders for dishwashers and laundry detergents. Preserve the life and beauty of your sink by storing these products away from the sink area in a well ventilated cupboard that is preferably child-proof.



WARRANTIES:

- Sinks: 25 years against corrosion
- Mixers: 5 years on body
- Cartridges for mixers: 2 year

INOX CREME



- cleans, shines, polishes and revitalises Stainless Steel

Product Code: 303207

FRANKE KITCHEN SYSTEMS (PTY) LTD
CALL CENTRE
TEL: 086 1 372 653
FAX: (+27-31) 450 6303
e-mail: callcenter.fsa@franke.com
Website: www.franke.co.za

DURBAN
1194 South Coast Road,
Mobeni, Durban, 4092.
South Africa.
TEL: (+27-31) 450 6300
FAX: (+27-31) 450 6303
e-mail: enquiry.fsa@franke.com

GAUTENG
77 Roan Crescent,
Sage Corporate Park North,
Old Johannesburg Road,
Midrand, 1682
South Africa

CAPE TOWN
Unit 29, Gold Street,
Northgate Business Park, Northgate Estate,
Cape Town, 7405
South Africa

DISCLAIMER

The information and data supplied in this brochure is based on information believed to be reliable, however it is not binding and inaccuracies may occur. Franke reserves the right to change Specification and design at any time without notice.

© 2012 by Franke Kitchen Systems (Pty) Ltd. All rights reserved under the Copyright Act of 1987 with amendments. Reproduction of any of the content, full or partial, is allowed only with the prior written approval of Franke Kitchen Systems (Pty) Ltd. No reasonable requests will be refused provided conditions as laid out are met.