


RENEWABLE ENERGY
DOESN'T COST THE EARTH



Kwiksol
DIRECT

SOLAR SYSTEMS FOR **FROST & FROST FREE**
LOCATIONS

400kPa

ENERGY	
Storage water heater	
Manufacturer: Electrolux SA (Pty) Ltd	
Model: SOL-150-DR-B	
More efficient	B
A	
B	
C	
D	
E	
F	
Less efficient	G
Energy (standing loss, Watts, When tested with 8% tapping)	57
Rated capacity, Litres	150
Further information is contained in the product brochure. Date: 2016-11-11	

5
YEAR
WARRANTY

FEATURES

- IPX4 RATED
- COMPLIES WITH SANS 1307
- 400KPA APPROVED
- B-RATED ENERGY EFFICIENT
- FROST RESISTANT SILICONE INSERTS
- INTEGRATED ISOLATOR SWITCH
- ELECTRICAL BACKUP
- COMPLETE SOLAR SYSTEM

WHY DIRECT SOLAR?

- THIS PARTICULAR DIRECT SYSTEM IS FOR ALL CLIMATE CONDITIONS.
- MAJOR SAVING ON WATER HEATING COSTS.
- NATURAL SOLAR ENERGY FROM THE SUN.
- ENVIRONMENTALLY FRIENDLY .

PRODUCT INSTALLATION DATA

- TO BE INSTALLED IN COMPLIANCE WITH SANS 10106. WHEN INSTALLED INSIDE THE ROOF, IN COMPLIANCE WITH SANS 10106 AND SANS 10254.



PRODUCT WARRANTY

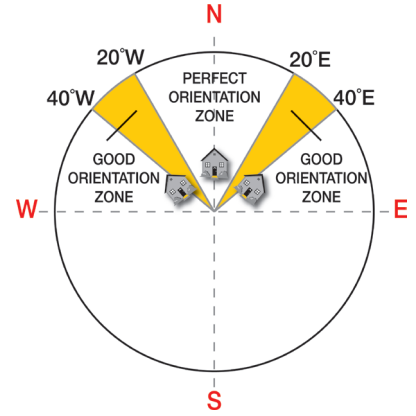
THE PERIOD OF WARRANTY IS FROM THE DATE OF INSTALLATION PROVIDING THAT DOCUMENTED PROOF OF INSTALLATION IS FURNISHED, OR ALTERNATIVELY FROM DATE OF MANUFACTURE AS DETERMINED FROM THE SERIAL PLATE CODE ON THE SOLAR WATER HEATER.

- ONE YEAR ON HEATING ELEMENT AND THERMOSTAT.
- TWO YEARS ON THE SAFETY VALVE AND DRAIN COCK.
- FIVE YEARS ON THE INNER CYLINDER, FLANGE ASSEMBLY PLATE AND GASKET, SUBJECT TO WATER CONDITIONS EQUIVALENT TO MAIN METROPOLITAN SUPPLY AUTHORITIES.
- FIVE YEARS ON SOLAR VACUUM TUBES INCLUDING THE FRAME AND MANIFOLD. THE WARRANTY ONLY APPLIES TO DEFECTS, WHICH HAVE ARISEN SOLELY DUE TO FAULTY MATERIALS AND WORKMANSHIP DURING THE MANUFACTURING PROCESS.
- THE WARRANTY ON THE INSTALLATION IS THE RESPONSIBILITY OF THE INSTALLER.



ROOF LOCATION AND PITCH

- SOLAR TUBES TO FACE NORTH AND NOT TO DEVIATE MORE THAN 45 DEGREES.
- THE LOCATION SHOULD NOT BE SUBJECT TO EXCESSIVE SHADING.
- ROOF PITCH TO BE BETWEEN 8 DEGREES AND 30 DEGREES.
- CAREFUL INSPECTION MUST BE CARRIED OUT TO ENSURE THAT THE ROOF CAN SUPPORT THE WEIGHT OF THE ENTIRE SOLAR INSTALLATION SYSTEM.



KWIKSOL COMPLETE SOLAR SYSTEM

DESCRIPTION	SOL-100-EF	SOL-150-EF	SOL-200-EF	SOL-300-EF
DIRECT GEYSER	SOL-100-DIR-B	SOL-150-DIR-B	SOL-200-DIR-B	SOL-300-DIR-B
■ CAPACITY	100L	150L	200L	300L
■ ELEMENT RATING	2KW	3KW	4KW	3KW
■ OPERATING PRESSURE	400KPA	400KPA	400KPA	400KPA
■ MASS EMPTY	27KG	37KG	45KG	64KG
■ WATER CONNECTIONS (BSP MALE)	3/4	3/4	3/4	3/4
■ SOLAR CONNECTIONS (BSP FEMALE)	3/4	3/4	3/4	3/4
■ DIMENSION (L X H)	932 X 543	1320 X 543	1346 X 596	1935 X 596
VACUUM TUBES	2 X SOL-VT-6	1 X SOL-VT-6 + 1 X SOL-VT-10	2 X SOL-VT-10	2 X SOL-VT-10 + 2 X SOL-VT-6
■ NUMBER OF VACUUM TUBES	12	16	20	32
■ TUBE DIMENSIONS (L X H)	1800 X 58	1800 X 58	1800 X 58	1800 X 58
■ AREA REQUIRED FOR MANIFOLD	1200 X 2000	1600 X 2000	2000 X 2000	3200 X 2000
■ MASS FULL	41	49	64	98
MANIFOLD FRAME	SOL-VTMF-12	SOL-VTMF-16	SOL-VTMF-20	2 X SOL-VTMF-20
S BRACKETS (2 PER BOX)	SOL-BRACKET	SOL-BRACKET	SOL-BRACKET	SOL-BRACKET
FROST R. PIPE SETS, EVT TO GEYSER	SOL-100-PS-B	SOL-150-PS-B	SOL-200-PS-B	SOL-300-PS-B
BRACKET	SOL-BRCT-UN	SOL-BRCT-UN	SOL-BRCT-UN	SOL-BRCT-UN
22MM VACUUM BREAKERS	2 X KHN4-200CX	2 X KHN4-200CX	2 X KHN4-200CX	2 X KHN4-200CX
400KPA PCV MULTIVALVE	KHN3-214	KHN3-214	KHN3-214	KHN3-214
THERMOSTATIC MIXING VALVE	KH6-320	KH6-320	KH6-320	KH6-320
7 DAY DIGITAL GEYSER TIMER 20A	SOL-TIMER-1	SOL-TIMER-1	SOL-TIMER-1	SOL-TIMER-1

ANODE SERVICING

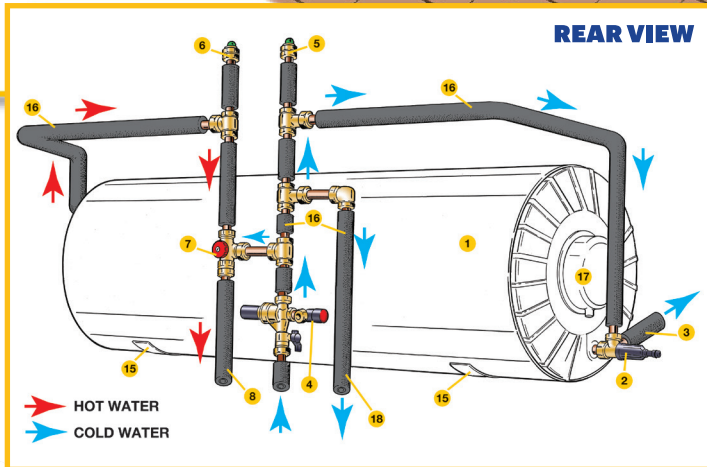
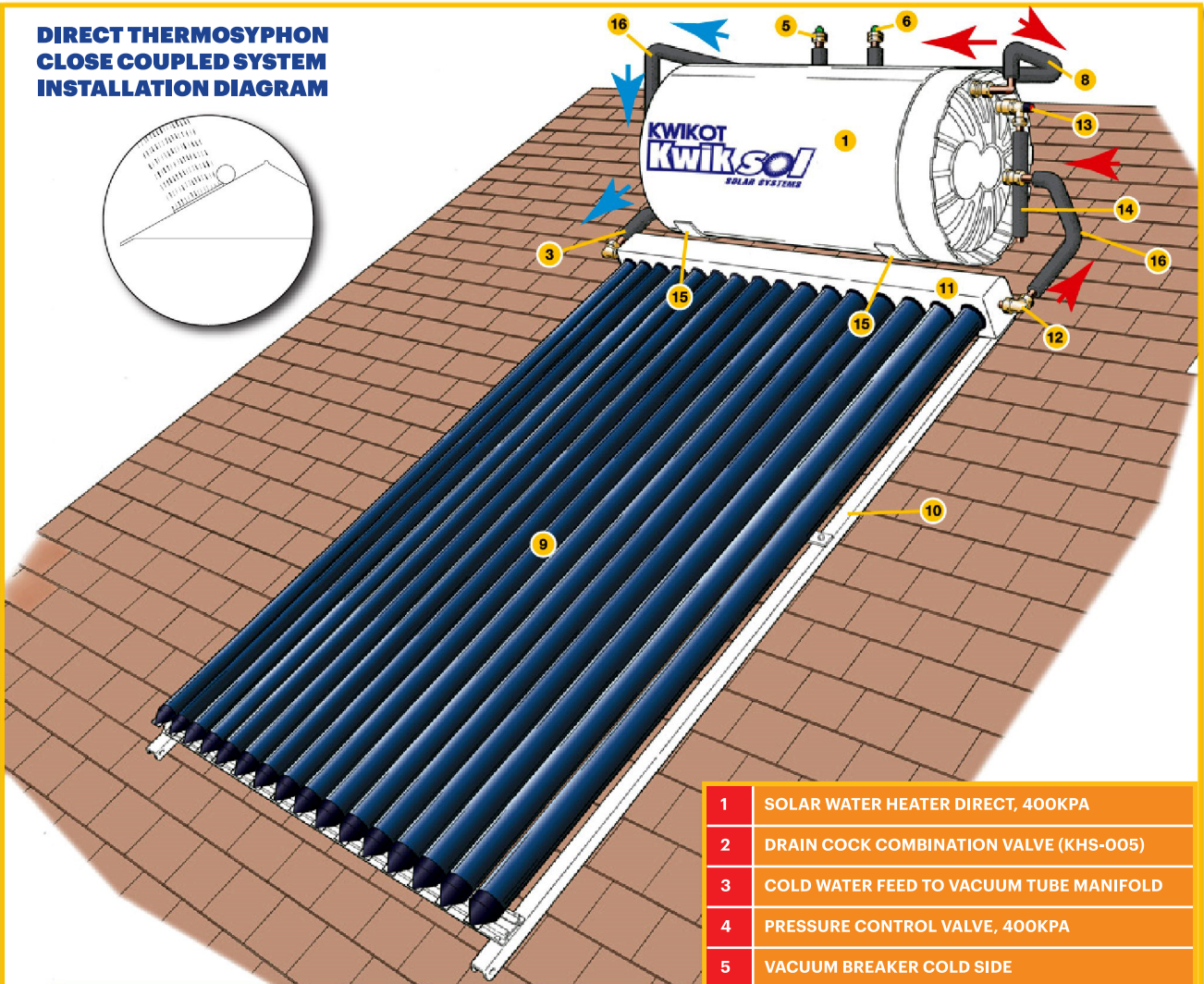
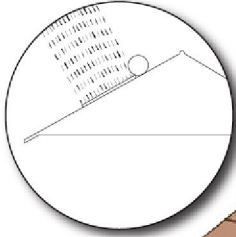
TOTAL DISSOLVED SOLIDS
(PARTS PER MILLION)

**RECOMMENDED
ANODE REPLACEMENT**

100 - 600
601 - 1000
OVER 1000

3 YEARS
2 YEARS
1 YEAR

**DIRECT THERMOSYPHON
CLOSE COUPLED SYSTEM
INSTALLATION DIAGRAM**



1	SOLAR WATER HEATER DIRECT, 400KPA
2	DRAIN COCK COMBINATION VALVE (KHS-005)
3	COLD WATER FEED TO VACUUM TUBE MANIFOLD
4	PRESSURE CONTROL VALVE, 400KPA
5	VACUUM BREAKER COLD SIDE
6	VACUUM BREAKER HOT SIDE
7	THERMOSTATIC MIXING VALVE
8	HOT WATER FEED TO TAPS (BALANCED PRESSURE)
9	SOLAR VACUUM TUBES
10	SOLAR VACUUM TUBE FRAME
11	SOLAR VACUUM TUBE MANIFOLD
12	HOT WATER FEED TO SOLAR WATER HEATER
13	SAFETY VALVE, 400KPA
14	EXPANSION OVERFLOW PIPE
15	PITCH ROOF SUPPORT FOR SOLAR WATER HEATER
16	THERMAL PIPE LAGGING
17	ELECTRICAL COVER PLATE
18	COLD WATER FEED TO TAPS (BALANCED PRESSURE)

Electrolux SA (Pty) Ltd

 **Electrolux**

www.electrolux.co.za

Inland division

3 Aberdeen Road,
Industrial Sites
Benoni

Tel: (011) 897 4600

Eastern Cape division

39 -41 Leadwood Crescent,
Fairview,
Port Elizabeth

Tel: (041) 399 4000
Fax: (041) 367 1005

Western Cape division

15 Purdey Road,
Sheffield Business Park, Phillippi,
Cape Town

Tel: (021) 690 2700
Fax: (021) 690 2800

Kwazulu-Natal division

814 Peter Close,
Springfield Park,
Durban

Tel: (031) 574 8700
Fax: (031) 574 8750