

GAUTENG (Head Office)

2 Martha Street
Eastgate Gardens
Sandton, Gauteng
South Africa

PO Box 235 Bergvlei 2012

Tel: +27 11 444 1441

Fax: +27 11 444 1165

sales@kirk.co.za

WESTERN CAPE

Unit 5 & 6 , Neutron Road

Atom Industrial Park

Bellville Triangle

Cape Town, 8001

Tel: +27 21 949 2226

Fax: +27 21 949 4531

capesales2@kirk.co.za

KWA-ZULU NATAL

45 Marseilles Crescent,

22 Kingfisher Park

Briardene

Tel: +27 31 564 1175

Fax: +27 31 564 1143

kznsales@kirk.co.za

EASTERN CAPE

12 Ruan Access Park

Greenbushes Industrial Park


Old Cape Road

Port Elizabeth

Tel: +27 0860 54 7573


Fax: +27 86 6884 908

ecapesales@kirk.co.za



info@kirk.co.za

www.kirk.co.za



INTRODUCTION

Roman Dietsche globally manufactures high quality bathroom products that have been perfected over the past 130 years. Roman Dietsche set industry standards, with exceptional products that are of the highest manufacturing quality as a result of tireless research. Both practical and modern, the Roman Dietsche range continues to evolve.

Founded in 1873 the company has shown itself to be creative and innovative, contributing new technology and practical design to bathroom accessories that are suitable for domestic and commercial use. The longevity and superior quality of the RD products guarantees their place in hotels, hair salons, holiday resorts, spas and for commercial applications.

The unique patented glue system allows for a flawless finish on a diversity of wall surfaces where screwing or drilling is not possible e.g. glass shower doors, porcelain tiles, glass tiles, etc. Without damaging your wall surfaces Roman Dietsche is your ultimate solution to bathroom accessory application.



Kirk Marketing are suppliers of the **MTrim** brand of tile trims, the **MTools** brand of tiling tools, and the **MChem** brand of cleaning and sealing tile chemicals, we recently added the **Roman Dietsche** range of bathroom accessories to our already comprehensive range of tiling accessories.

Kirk distribute products throughout Southern Africa. We have a full specifying team who introduce and specify appropriate products to architects, developers, interior designers, quantity surveyors and engineers. Kirk chose to include the Roman Dietsche range of bathroom accessories because of its unique, top quality glue system that elevates the range above all others on the market.

Other brands that Kirk distribute are **Dural** - laminate floor trims, **Bendi** - formable laminate floor trims, **Vexcolt** - structural expansion joints, **Rubi** - electric and manual tile cutters, **Pedross** - wood veneered skirting, and **MFloors** - laminate flooring.

Please visit our website on www.kirk.co.za. For further assistance contact your nearest Kirk branch where we pride ourselves in *“finding final floor and wall solutions.”*



CONTENTS

Glue System 2

VARUNA 3

QUARUNA 7

TOPAS 11

PYRIT 14

GECCO+ 17

BASKETS 21

MIRRORS 23

COMFORT 25

Assembly 28

Display Stands 30

Specifications 32

UNIQUE GLUE SYSTEM

Its really absurd - first you do everything to make the tiles in the bathroom water tight - and then you drill holes in them again. In contrast to using screws and drilling holes, with glue, there is no mess involved, as well as no danger of damaging cables or pipes under the tiles.

The adapters are so easy to fix. Stick the adaptor onto a flat, clean sustainable surface, apply the adhesive through the fixing holes, moisten with water - now its ready! After 24 hours the adhesive is hardened and the bathroom accessory can be mounted with a simple grub screw.

Even removal of the adapters is made easy: remove the accessory, then using a thin wire or blade remove the adaptor. Any marks of adhesive are simply rubbed away with a scraper.

ADVANTAGES OF THE GLUE SYSTEM


- Heavy load bearing without the need for screws
- No tools needed
- Assembly is quick, easy and economical
- No more drilling electrical cables
- No more broken tiles
- Easy mount on glass or porcelain
- Hygienic and ready for use in hospitals
- No noise or mess during installation
- Removal without marks
- A great idea for boats or caravans etc...
- Perfect installation on wooden light built walls



See technical specs on page 32

VARRUNA

- To glue or screw
- Equipped with TÜV certified adhesive technology
- Advantages of glue fixing:
 - Can be removed without marks
 - no need to drill holes in tiles, granite, glass etc.
- Excellent value for money
- Simple and clear forms
- Solid manufacture
- High Quality: brass
- Chrome-plated in 3-layers





Tumbler and holder
110 x 70 x 107mm

778210 Chrome

Replacement glass tumbler
100 x 66 x 66mm

121651 Frosted



Soap dish and holder
52 x 110 x 127mm

778310 Chrome

Replacement dish
Glass.
60 x 116 x 116mm

121751 Frosted



Liquid soap dispenser
With glass bottle -
200ml. Chrome-plated
brass pump head.
160 x 67 x 106mm

778810 Chrome

Replacement pump head

119710 Chrome

Replacement bottle
Glass.
Without pump head.
141 x 66 x 66mm

125810 Frosted



Liquid soap dispenser
With brass bottle -
200ml. Chrome-plated
brass pump head.
200 x 53 x 105mm

777810 Chrome

Replacement pump head

120810 Chrome

Replacement bottle
Brass.
180 x 50 x 50mm
Without pump head.

120910 Chrome



Towel ring
208 x 190 x 53mm

778410 Chrome



Bath towel rail
Not for gluing.
50 x 50 x 400mm

778610 Chrome



**Double-bar
towel holder**

Not for gluing.

72 x 50 x 450mm

779610 Chrome



Hook

50 x 50 x 53mm

778010 Chrome



Double-hook

50 x 90 x 60mm

763310 Chrome



Rack with 5 hooks

50 x 290 x 53mm

778110 Chrome



Bath towel rail 35

50 x 350 x 75mm

777910 Chrome



Bath towel rail 65

50 x 650 x 75mm

778510 Chrome



Double towel rail 65

50 x 650 x 130mm

779510 Chrome



Towel rack 65 cm

160 x 650 x 230mm

779110 Chrome



Hand rail 35 cm

Max load: 120kg.

Not for gluing.

50 x 350 x 106mm

778710 Chrome



Hand rail

With soap basket.

(not for gluing)

Right and left mounting.

256 x 428 x 120mm

779410 Chrome



Hair dryer holder
50 x 92 x 126mm

776310 Chrome



Toilet roll holder
With lid.
132 x 130 x 60mm

778910 Chrome



Toilet roll holder
Without lid.
50 x 156 x 73mm

779010 Chrome



Spare toilet roll holder
For 1 toilet roll.
156 x 60 x 93mm

779210 Chrome



Toilet brush set
Glass bowl.
Black Neulen bristles.
390 x 93 x 132mm

779310 Chrome

Replacement bowl
Glass.
140 x 94 x 94mm

119951 Frosted

Replacement toilet brush
Black Neulen bristles.
375 x 68 x 68mm

118910 Chrome

Replacement brush head
Black Neulen bristles.
102 x 68 x 68mm

070999 Black
070941 White



Toilet brush set
Black Neulen bristles.
390 x 90 x 135mm

763010 Chrome

Plastic insert

072199 Black

Replacement toilet brush
Includes handle,
cover and brush head
Black Neulen bristles.


072010 Chrome

Replacement brush head
Black Neulen bristles.
72 x 72 x 72mm

071999 Black

QUARUMA

- To glue or screw
- Equipped with TÜV certified adhesive technology
- Advantages of glue fixing:
 - Can be removed without marks
 - no need to drill holes in tiles, granite, glass etc.
- Excellent value for money
- Simple and clear forms
- Solid manufacture
- High Quality: brass
- Chrome-plated in 3-layers





Tumbler and holder
100 x 70 x 107mm

753210 Chrome

Replacement glass tumbler
100 x 66 x 66mm

121651 Frosted



Soap dish and holder
52 x 110 x 127mm

753310 Chrome

Replacement dish
Glass.
60 x 116 x 116mm

121751 Frosted



Liquid soap dispenser
With glass bottle -
200ml.
Chrome-plated brass
and pump head.
160 x 106 x 67mm

753810 Chrome

Replacement pump head

119710 Chrome

Replacement bottle
Glass. Without
pump head.
141 x 66 x 66mm

125810 Frosted



Liquid soap dispenser
With brass bottle -
200ml.
Chrome-plated brass
and pump head.
200 x 53 x 105mm

754810 Chrome

Replacement pump head

120810 Chrome

Replacement bottle
Brass. Without
pump head.
180 x 50 x 50mm

120910 Chrome



Towel ring
208 x 190 x 53mm

753410 Chrome



Bath towel rail
Not for gluing.
44 x 44 x 400mm

753610 Chrome



Bath towel rail

Not for gluing.
44 x 44 x 400mm

753610 Chrome



Hook

44 x 44 x 53mm

753010 Chrome



Double-hook

44 x 90 x 60mm

755310 Chrome



Rack with 5 hooks

44 x 290 x 53mm

753110 Chrome



Bath towel rail 35

50 x 350 x 75mm

754910 Chrome



Bath towel rail 65

44 x 650 x 75mm

753510 Chrome



Double towel rail 65

44 x 650 x 130mm

754510 Chrome



Towel rack 65 cm

160 x 650 x 230mm

754110 Chrome



Hand rail 35 cm

Max load: 120kg
Not for gluing.
44 x 350 x 106mm

753710 Chrome



Hand rail

With soap basket.
Not for gluing. For right
and left mounting.
256 x 428 x 120mm

754410 Chrome



Hair dryer holder
44 x 94 x 125mm

755010 Chrome



Toilet roll holder
With lid.
132 x 130 x 60mm

753910 Chrome



Toilet roll holder
Without lid.
44 x 156 x 73mm

754010 Chrome



Spare toilet roll holder
For 1 toilet roll.
156 x 60 x 93mm

754210 Chrome



Toilet brush set
Glass bowl.
Black Neulen bristles.
390 x 93 x 132mm

754310 Chrome

Replacement bowl
Glass
140 x 94 x 94mm

119951 Frosted

Replacement toilet brush
Black Neulen bristles.
375 x 68 x 68mm

118910 Chrome

Replacement brush head
Neulen bristles.
102 x 68 x 68mm

070999 Black
070941 White



Toilet brush set
Black Neulen bristles.
390 x 90 x 135mm

754710 Chrome

Plastic insert

072199 Black

Replacement toilet brush

Includes handle cover
and brush head.
Black Neulen bristles.

072010 Chrome

Replacement brush head
Black Neulen bristles.
72 x 72 x 72mm

071999 Black

TOPAS

- Beautiful Design
- Screw fix or glue fix
- No need to drill holes in tiles, granite, glass etc.
- Easy to remove without residue
- Solid brass Chrome-plated





Tumbler and holder

Insert for glass protection.
97 x 115 x 85mm

72641 Chrome

Glass tumbler

100 x 70 x 70mm
Socket Ø 58mm

121651 Satin



Soap dish and holder

Glass. Insert for glass protection.
50 x 140 x 120mm

726710 Chrome

Replacement glass dish

39 x 108 x 108mm
Socket Ø 58mm

121751 Satin



Liquid soap dispenser with glass bottle 225ml.

Insert for glass protection.
155 x 120 x 100mm

728910 Chrome

Replacement bottle

Glass. ABS pump head. Chrome-plated - 225ml.
155 x 75 x 75mm

125810 Satin



Towel ring

210 x 200 x 65mm

726810 Chrome



Double-bar towel holder

Not for gluing.
60 x 84 x 423mm

727010 Chrome



Glass shelf 60 cm

Satin. Thickness 6mm
50 x 600 x 160mm

727210 Chrome



Double hook

35 x 70 x 55mm

726210 Chrome



Bath towel rail 635

6050 x 635 x 72mm

726910 Chrome



Double towel rail 625
50 x 625 x 130mm

728210 Chrome



Toilet roll holder without lid
110 x 135 x 45mm

727910 Chrome



Toilet brush set
Glass bowl. Metal handle.
White Neulen bristles.
340 x 145 x 115mm

728410 Chrome

Replacement toilet brush head
White Neulen bristles.
150 x 74 x 74mm

071041 White
071099 Black

Replacement toilet brush
White Neulen bristles.
375 x 74 x 74mm

116510 Chrome

Replacement bowl
Glass.
115 x 115 x 115mm

122401 Satin



PYRIT

- Glue or screw fix
- Glue: No drilling of holes in the bathroom
- Easy to remove without residue
- Rustproof stainless steel





Tumbler and holder
96 x 68 x 105mm

703482 Stainless Steel

Glass tumbler
100 x 70 x 70mm
Socket Ø 58mm

121651 Satin



Soap dish and holder
Glass
55 x 110 x 125mm

703782 Stainless Steel

Replacement dish glass
39 x 108 x 108mm
Socket Ø 58mm

121751 Satin



Liquid soap dispenser
250ml.
190 x 51 x 120mm

705982 Stainless Steel

Pump head

123282 Stainless Steel



Towel ring
205 x 160 x 63mm

703882 Stainless Steel

703882 Stainless Steel



Double-bar towel holder
Not for gluing.
Rotatable
65 x 50 x 405mm

704082 Stainless Steel

704082 Stainless Steel



Glass shelf 60 cm
Satin. Thickness 6mm,
50 x 600 x 150mm

704282 Stainless Steel

704282 Stainless Steel



Hook
50 x 50 x 52mm

703182 Stainless Steel

703182 Stainless Steel



Hook rail with 4 hooks
50 x 206 x 56mm

703382 Stainless Steel

703382 Stainless Steel



Towel rail 30
50 x 300 x 78mm **704182** Stainless Steel



Towel rail 60
50 x 600 x 78mm **703982** Stainless Steel



Double towel rail 60
50 x 600 x 128mm **705282** Stainless Steel



Towel rack 60
100 x 600 x 230mm **705182** Stainless Steel



Magazine holder
175 x 390 x 113mm **705082** Stainless Steel



Toilet roll holder with lid
140 x 146 x 70mm **704982** Stainless Steel



Toilet brush set
White Neulen bristles.
380 x 95 x 130mm **705482** Stainless Steel



Replacement toilet brush head
Neulen bristles.
150 x 74 x 74mm **071041** White
071099 Black

GECCO+



- Glue on or screw on
- Easy mounting!
- Advantages of gluing:
 - No drilling of holes in the bathroom
 - No noise, no dust, no dirt
 - Durable and dependable
 - Easy to remove without residue
- All accessories compatible to the adapter
- Comprehensive range
- Chrome-plated zinc and Stainless Steel





Tumbler and holder
96 x 68 x 104mm

456410 Chrome

Glass tumbler
100 x 70 x 70mm
Socket Ø 58mm

121651 Satin



Soap dish and holder
Glass.
47 x 110 x 125mm

456710 Chrome

Replacement dish
Glass.
39 x 108 x 108mm
Socket Ø 58mm

121751 Satin



Liquid soap dispenser
With glass bottle -
225ml.
155 x 75 x 104mm

458910 Chrome

Replacement bottle
Glass. ABS pump head
Chrome-plated - 225ml.
155 x 75 x 75mm

125810 Satin



**Cosmetic mirror wall
or hand mirror**
Magnification 3x.
Adjustable in all
directions by magnetic
ball and socket joint.



Mirror 140 x 190mm
216 x 140 x 80mm

457310 Chrome



**Double-bar
towel holder**
Not for gluing.
30 x 72 x 340mm

457010 Chrome



Towel ring
35 x 192 x 90mm

456810 Chrome



Double hook
38 x 65 x 32mm

456210 Chrome



Towel rail 30
Adjustable length
100 - 300mm
30 x 300 x 77mm

457110 Chrome



Towel rail 60

Adjustable length -
100-600mm
30 x 600 x 77mm

456910 Chrome



Corner shower basket

Two-tier.
263 x 185 x 185mm

607010 Chrome



Shower basket

Two-tier.
260 x 243 x 120mm

607110 Chrome



Corner shower basket

33 x 180 x 120mm

607210 Chrome



Shower basket

With 2 hooks.
52 x 222 x 130mm

607310 Chrome



Corner shower basket

Large.
48 x 200 x 200mm

607410 Chrome



Shower basket

28 x 180 x 98mm

607510 Chrome



Shower basket

Two-tier.
390 x 223 x 140mm

607610 Chrome



Shower basket
Two-tier. Hanging
560 x 223 x 136mm

607810 Chrome



Hair dryer holder
118 x 90 x 90mm

607710 Chrome



Spare toilet roll holder
For 4 toilet rolls.
415 x 235 x 110mm

607910 Chrome



**Toilet roll holder
without lid**
30 x 128 x 75mm

457910 Chrome



Toilet brush set
With glass insert.
White Neulen bristles.
380 x 120 x 140mm

458410 Chrome



**Replacement toilet
brush head**
Neulen bristles.
150 x 74 x 74mm

071041 White
071099 Black



Replacement bowl
Glass.
115 x 115 x 115mm

122401 Satin




**Replacement
toilet brush**
White Neulen bristles.
375 x 74 x 74mm

116510 Chrome



BASKETS

- Screw fix or glue fix
- No need to drill holes in tiles, granite, glass etc.
- Easy to remove without residue
- Easy & quick mounting
- Chrome and Chrome-matt
- Rustproof
- Solid brass
- Remove basket for easy cleaning without tools





Hanging double basket
 100% rustproof. Solid quality chrome-plated brass. Glue or screw mount.
 590 x 232 x 150mm

641310 Chrome



Guest towel basket
 100% rustproof. Solid quality chrome-plated brass. Glue or screw mount.
 338 x 260 x 155mm

641610 Chrome



Double basket
 100% rustproof. Solid quality chrome-plated brass. Glue or screw mount.
 338 x 232 x 145mm

642310 Chrome



Double corner basket
 100% rustproof. Solid quality chrome-plated brass. Glue or screw mount.
 338 x 232 x 165mm

644010 Chrome



Corner basket
 100% rustproof. Solid quality chrome-plated brass. Glue or screw mount.

85 x 230 x 165mm

643310 Chrome



Shower basket
 100% rustproof. Solid quality chrome-plated brass. Glue or screw mount.
 85 x 180 x 108mm

642810 Chrome



Cover
 For gluing point, self-adhesive. If you're gluing on glass, you can apply a stainless steel facing

onto the opposite side to cover the adapter.
 30 x 65 x 1mm

120410 Chrome



MIRRORS

- High quality
- Wall mounted or free-standing
- Brass Chrome-plated





Cosmetic mirror

Telescopic, for wall/furniture mounting. Two mirrors. 360° turnable

Magnification: 1x and 3x
Mirror: ø 200mm
290x 285x 38-320mm

412210 Chrome



Cosmetic mirror

Free standing or wall mounting. Adjustable in all directions. Magnetic ball and socket joint. Detachable. No fingerprints because of the grip.

Mirror: 140 x 190mm
310 x 140 x 110mm

Magnification: 3 x
415010 Chrome

Magnification: 5 x
417010 Chrome



Cosmetic mirror

Free standing or wall mounting. Magnification: 5 x. Adjustable in all directions. Magnetic ball and socket joint.

Mirror detachable.
Mirror ø 140 x 190mm
310 x 185 x 110mm

411010 Chrome



Cosmetic mirror

Free standing or wall mounting. LED illuminated. Adjustable in all directions by flexible arm. ROHS conform mirror ø 145mm
363 x 195 x 150mm

Magnification: 3 x
415210 Chrome

Magnification: 5 x
417210 Chrome



Cosmetic mirror

Telescopic illuminated for wall mounting. Magnification: 3x
230 V 25 Watt

Electric cable 90 cm
Mirror ø 165mm
220x 220x 120-430mm

412910 Chrome



Cosmetic mirror


Free standing or wall mounting. 3 suction pads. Magnification: 1 x and 5x. Adjustable in all

directions. Detachable
Mirror: ø 150mm
285 x 175 x 175mm

415110 Chrome

COMFORT

- **Safe and solid**
- Barrier-free
- Safe and comfortable
- All items have rounded edges
- Powder-coated aluminium
- Grab rails are made from high quality, shatterproof ABS-plastic
- Certified by technical inspection agency
- For shower, bathroom and WC





Grab rail 43 cm
 Ø 32mm
 Max load: 120kg
 70 x 430 x 80mm

220041 White



Grab rail 64,5 cm
 Ø 32mm
 Max load: 120kg
 70 x 645 x 80mm

220141 White



Grab rail 122 cm
 Ø 32mm
 Max load: 120kg
 70 x 1220 x 80mm

220241 White



Grab rail 135°, 69/69 cm
 Ø 32mm
 Max load: 120kg
 524 x 1160 x 80mm

220341 White



Grab rail 90°, 50/74,5 cm
 Ø 32mm
 Max load: 120kg
 500 x 745 x 80mm

220441 White



Grab rail 90° 74,5/74,5 cm
 Max load: 120kg
 Ø 32mm
 745 x 745 x 80mm

220541 White



Grab rail
 Rustproof tubes.
 Anodized aluminium.
 Adjustable to bath-tub
 sides - width 75-110mm
 Max load: 120kg
 510 x 294 x 135mm

220641 White



Bath-tub seat
 Rustproof tubes.
 Anodized aluminium.
 Plastic seat. Adjustable:
 570 - 700mm
 Max load: 120kg
 190x570 - 700x260mm

220741 White



Folding shower seat

Rustproof tubes.
Anodized aluminium.
Plastic seat.
Max load: 120kg
190 x 320 x 360mm

220841 White



Grab handle

Powder coated brass.
White. Max load: 120kg
240 x 240 x 520mm

220941 White



Shower stool

Plastic seat. Anti-slip feet. Adjustable.
Max load: 120kg
390-450x 480x 285mm

221641 White



Folding shower stool

Plastic seat. Fold-out. Anti-slip feet.
Max load: 120kg
520 x 490 x 295mm

221741 White



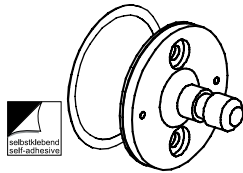
Stool

Loading capacity 120kg
455 x 360 x 360mm

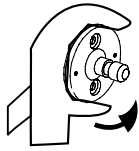
289841 White



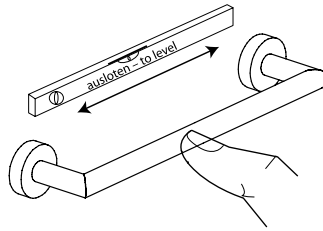
VARUNA



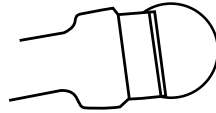
1. Clean the surface. Remove the protection tape.



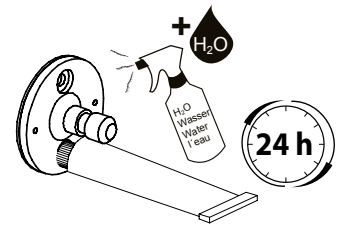
Screw adaptor off.
Remove without residue.



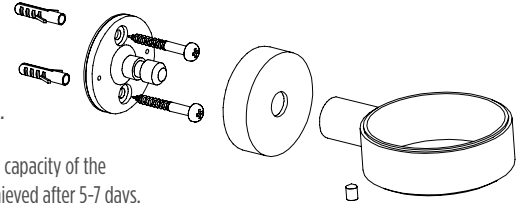
2. Fix it and remove accessory



Remove adhesive with glass/silicon scraper etc.

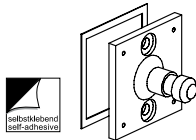


3. Fill the cavity with glue by pressing it through one hole until it comes out the other side. Spray water. After 24 hours curing time replace accessory.



Keep the adhesive surfaces clean, dry and free of grease. No responsibilities for quality and carrying capacity of the subsurface. This mounting system is not suitable for the double-bar towel holder! Final strength achieved after 5-7 days.

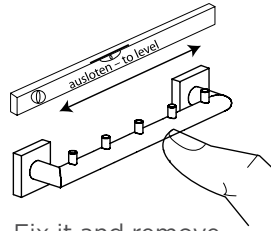
QUARUNA




1. Clean the surface. Remove the protection tape.



Screw adaptor off.
Remove without residue.



2. Fix it and remove accessory



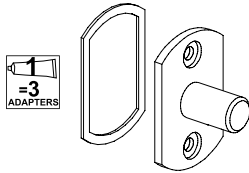
Remove adhesive with glass/silicon scraper etc.




3. Fill the cavity with glue by pressing it through one hole until it comes out the other side. Spray water. After 24 hours curing time replace accessory.

Keep the adhesive surfaces clean, dry and free of grease. No responsibilities for quality and carrying capacity of the subsurface. This mounting system is not suitable for the double-bar towel holder! Final strength achieved after 5-7 days.

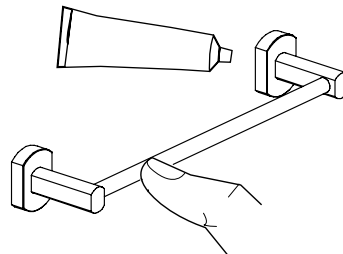
TOPAS



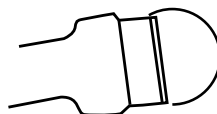
1. Clean the surface. Remove the protection tape.



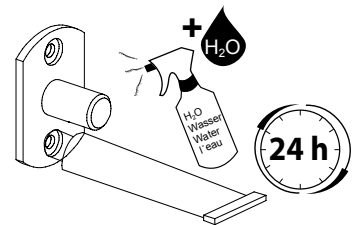
Screw adaptor off.
Remove without residue.



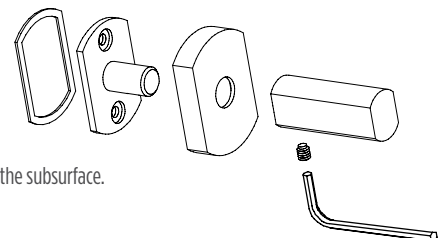
2. Fix it and remove accessory



Remove adhesive with glass/silicon scraper etc.

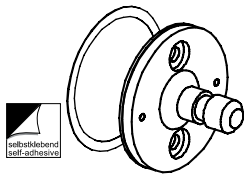


3. Fill the cavity with glue by pressing it through one hole until it comes out the other side. Spray water. After 24 hours curing time replace accessory.

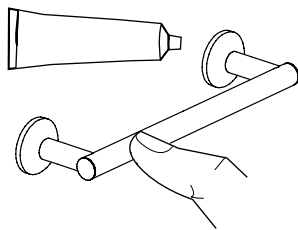


Keep the adhesive surfaces clean, dry and free of grease. No responsibilities for quality and carrying capacity of the subsurface. Final strength achieved after 5-7 days.

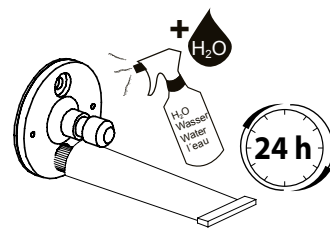
PYRIT



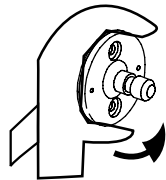
1. Clean the surface. Remove the protection tape.



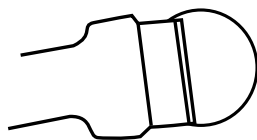
2. Fix it and remove accessory



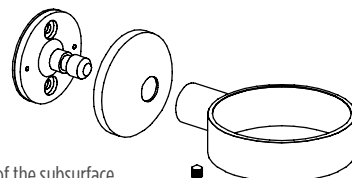
3. Fill the cavity with glue by pressing it through one hole until it comes out the other side. Spray water. After 24 hours curing time replace accessory.



Screw adaptor off. Remove without residue.

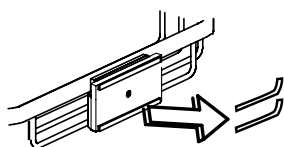


Remove adhesive with glass/silicon scraper etc.

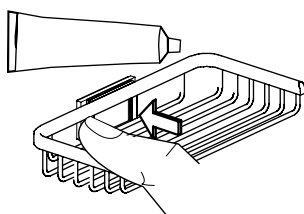


Keep the adhesive surfaces clean, dry and free of grease. No responsibilities for quality and carrying capacity of the subsurface. Final strength achieved after 5-7 days.

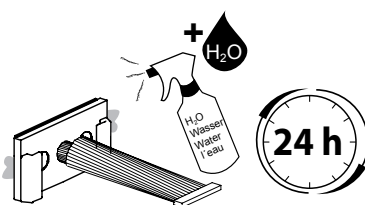
GECCO+




1. Clean the surface. Remove the protection tape.



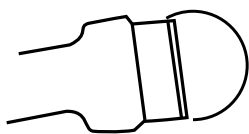
2. Fix it and remove accessory



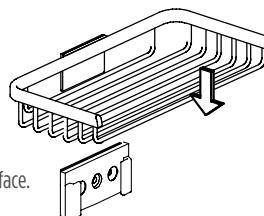
3. Fill the cavity with glue by pressing it through one hole until it comes out the other side. Spray water. After 24 hours curing time replace accessory.



Screw adaptor off. Remove without residue.



Remove adhesive with glass/silicon scraper etc.



Keep the adhesive surfaces clean, dry and free of grease. No responsibilities for quality and carrying capacity of the subsurface. Final strength achieved after 5-7 days.

BASKETS



1. Clean the surface



2. Remove protection tape



3. Fix it and remove the faceplates and baskets.



4. Fill cavity with glue by pressing it through one hole until it comes out the other side.



5. Spray water.



6. After 24 hours curing time replace accessory.




REMOVAL: Screw the adapter off.



Remove adhesive with glass/silicon scraper etc.

Keep the adhesive surfaces clean, dry and free of grease. No responsibilities for quality and carrying capacity of the subsurface. Final strength achieved after 5-7 days.

VARUNA



QUARUNA

TOPAS

COMFORT BASKETS

TO GLUE OR SCREW? **R** **mounting instruction**

- ✓ Practical & easy installation
- ✓ Remove without residue
- ✓ Fitting without noise and dust
- ✓ Long lasting & reliable
- ✓ No more broken tiles and damaged pipes




PYRIT

TO GLUE OR SCREW? **R** **mounting instruction**

- ✓ Practical & easy installation
- ✓ Remove without residue
- ✓ Fitting without noise and dust
- ✓ Long lasting & reliable
- ✓ No more broken tiles and damaged pipes



GECCO+



GLUE SYSTEM

Dietsche-glue works well with all surfaces for example wood, stone, concrete, metal and a lot of plastics. Dietsche-glue is elastic, extra resilient for inside and outside.

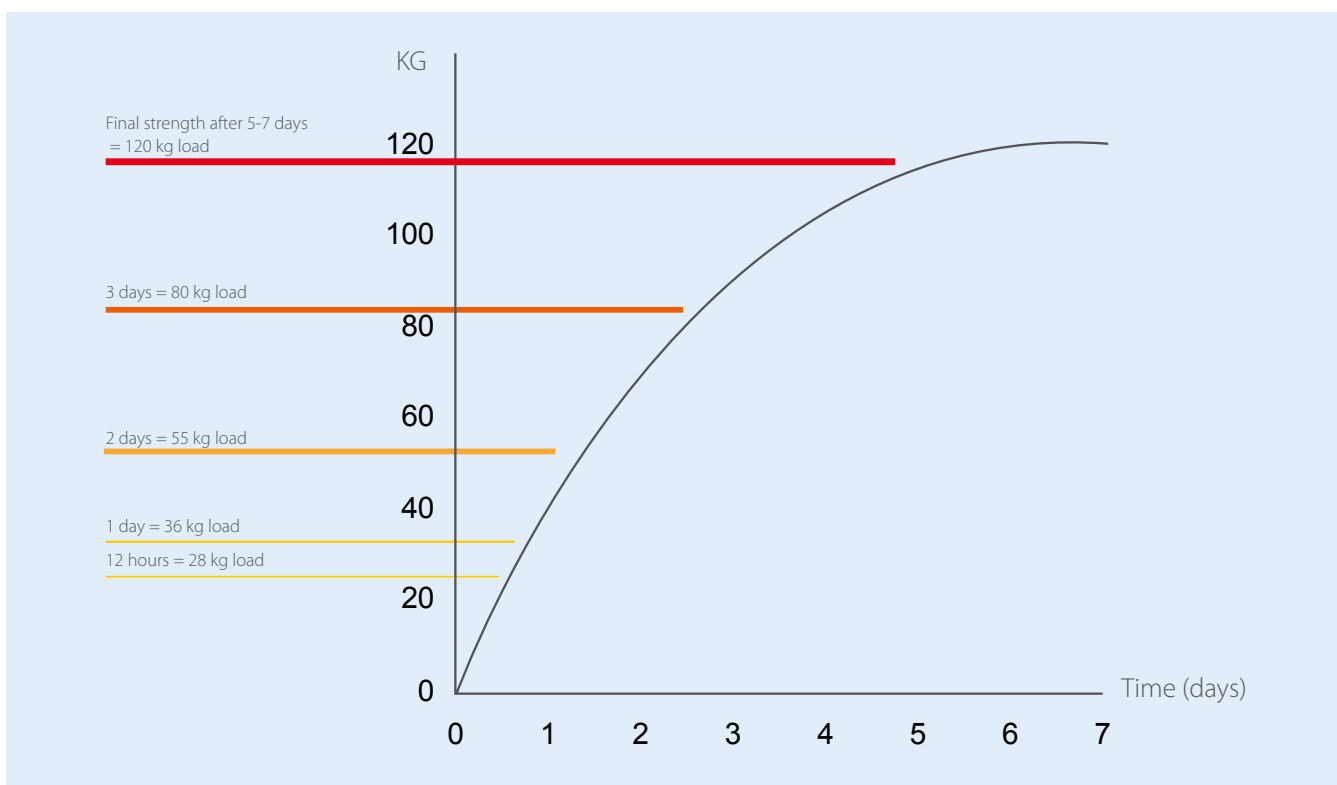
Dietsche-glue is water- and UV-resistant.

Dietsche-glue has splice-filling attributes. It's possible to glue on plane or uneven or rough surfaces.

Dietsche-glue works well even on the gap between tiles.

Dietsche-glue can be over coated with almost all alkyd- and .

- **highly adhesion on almost all surfaces**
- **also on clammy undergrounds**
- **solvent-free**
- **super-glue**
- **permanent elastic**
- **will not corrode metal**
- **practical for inside and outside**
- **water- and UV-resistant**
- **compatible with most alkyd- and dispersions colours.**
- **REACH-conform accredited**



TECHNICAL INFORMATION

Feedstock based on:	Silyl Modified Polymer (SMP)
Components:	1
Specific weight:	ca. 1,5 g/ml
Content of solvent:	0 %
Content of isocyanat:	0 %
Temperature of handling:	handling of glue when warmer than +5 °C
Constancy of temperature:	- 40 °C till + 100 °C, short-time +180 °C (max. 30 minutes)
Moisture-proof:	perfect
frost-proof:	Not frost-sensitive
UV-resistant	Yes

Suspension

Stock it cool in closed package.
Stockable for 18 months
With opened package limited stockable

Safety instructions

no specific safety instructions




CARE AND MAINTENANCE

For metal accessories we recommend:

- Regular cleaning, so residues of soaps, shampoos and shower gels don't stay on the surface.
- Use a mild detergent or soapsuds.
- In case of tenacious stains, add a dash of a mild household detergent or spirit to the cleaning water.
- Wipe it dry with a soft and lint free cloth afterwards.
- Do not use abrasive or aggressive detergents in any case. They can darken your products and may damage the chromium plating.
- Do not use any detergents which contain mineral acid (e.g. hydrochloric acid) or aggressive organic acids (e.g. acetic acid).
- Do not use abrasive cleanser or sponges with abrasive surface in any case.

For plastic accessories we recommend:

- For maintenance do only use customary plastic cleaner.
- Do only clean with a moist cloth or detergent. - Do not use abrasive or aggressive detergents in any case, which can darken your products.
- Do not use any detergents which contain mineral acid (e.g. hydrochloric acid) or aggressive organic acids (e.g. acetic acid).
- Do not use abrasive cleanser or sponges with abrasive surface in any case.



DISCLAIMER

We congratulate you on the purchase of a Dietsche product. If you observe our care instructions you'll take much pleasure in your Dietsche products. In principle, we assume no liability for material or surface damages cause by inappropriate treatment. If you have more questions concerning the care of Dietsche products, please call Kirk Marketing on Tel: +27 11 444 1441 or visit www.kirk.co.za

Errors and omissions excepted.

