



crealco

Pivot 38 Window



Pivot 38 Window

A product of

WISPECO
Aluminium



The Pivot 38 window system is a stand-alone system in that it has its own outer frame, but fixed frames can be fitted to the top & bottom as required. The pivot window is not fully reversible, & can be manufactured as a horizontal or vertical pivot window. The Pivot 38 is ideally suited in buildings where ventilation is not required, but the outside of the windows are easily accessible for cleaning purposes.

FEATURES

- Vertical & horizontal pivot available.
- Can be fabricated as a stand-alone system or with fixed side, bottom or top lights.
- Pivot 38 is a beaded system, thus making glazing repairs simple & quick.
- Recommended sash sizes are 1200mm W x 1500mm H.

GLAZING

- Can be double glazed between 18 mm & 20 mm.
- Allows or single glazing between 4mm clear float glass to 6.38mm laminated safety glass.

GASKET & SEALS

- High quality, locally manufactured crealco gaskets for glazing are available.
- High quality, durable and locally manufactured finpiles and other seals available.

FINISH

- Available in a variety of popular architectural powder coating colours and finishes.

HARDWARE

- Lockable handles available.
- Restrictor stays can be fitted on request.

This brochure must be read in conjunction with the Installation, Cleaning & Maintenance Guidelines for the relevant system. The manuals must also be used in conjunction with the design and cutting lists from the latest version of Starfront.



TYPICAL CONFIGURATIONS



The Pivot 38 window system with its unique outer frame profile.

This brochure must be read in conjunction with the Installation, Cleaning & Maintenance Guidelines for the relevant system. The manuals must also be used in conjunction with the design and cutting lists from the latest version of Starfront.







TEST RESULTS

THERMAL TEST RESULTS - SANS 204	
DESCRIPTION	RESULTS
U-VALUE	5.54 W/m ² /K
SHGC	0.40
DESIGN WIND LOAD	1500 Pa
GLASS	6.38mm PVB Lam. Safety Glass

MECHANICAL PERFORMANCE RESULTS - SANS 613	
DESCRIPTION	RESULTS
NEGATIVE PRESSURE	Passed 1500 Pa
POSITIVE PRESSURE	Passed 1500 Pa
WATER PENETRATION	Passed 300 Pa
STRUCTURAL	Passed 2250 Pa

APPLICATIONS

CREALCO	 HOME	 MANSION	 MALL	 TOWER
Vert™ 70	✓	✓		
Elite™ Sliding Window	✓	✓		
1000 Series	✓	✓		
Pivot 38	✓	✓	✓	
500 Series	✓	✓		

To find your nearest **Crealo Distribution Partner**, please visit the Crealco website at:
www.crealco.co.za

This brochure must be read in conjunction with the Installation, Cleaning & Maintenance Guidelines for the relevant system.
The manuals must also be used in conjunction with the design and cutting lists from the latest version of Starfront.