




TEST RESULTS

THERMAL TEST RESULTS - SANS 204		MECHANICAL PERFORMANCE TEST RESULTS - SANS 613	
DESCRIPTION	RESULTS	DESCRIPTION	RESULTS
U-VALUE	5.54 W/m²/K	NEGATIVE PRESSURE	Passed 2000 PA
SHGC	0.37	POSITIVE PRESSURE	Passed 2000 PA
DESIGN WIND LOAD	2000 PA	WATER PENETRATION	Passed 400 PA
6.38 mm Laminated Safety Glass		STRUCTURAL	Passed 3000 PA

Test results are based on a specific window size and configuration and results will differ for different window sizes and configurations. Refer to U-Solve for actual design results.

APPLICATIONS

CREALCO				
casement windows	HOME	MANSION	MALL	TOWER
Casement 28 window	✓			
Casement 30.5 window	✓			
Casement 34 window		✓	✓	
Casement 36 window		✓	✓	✓
Casement 38 window		✓	✓	✓
Casement 44 window			✓	
Edge thermal break casement window		✓	✓	✓
Serene casement widnow		✓	✓	✓

Crealco product range is available from the following Wispeco Appointed Stockists:



This brochure must be read in conjunction with the Installation, Cleaning & Maintenance Guidelines and Performance Certificates for the relevant system. The Manuals must also be used in conjunction with the design and cutting lists from the latest version of Starfront.



The Crealco Casement 36 (36 mm standard sash) is a projected top and side hung window suitable for both residential and commercial applications. The Crealco Casement 36 window offers various window configurations to best suit your fenestration requirements. The maximum permissible sizes for the Casement 36 top hung opening pane is 1200 mm x 900 mm (w x h) and for a side hung opening pane is 600 mm x 1300 mm (w x h).

FEATURES

- Designed to accommodate burglar bars if required
- The window is draft-free and watertight due to the use of effective seals
- Vents (opening panes) hinges on friction stays that allow the window to remain open at various angles without using a peg stay
- Can be built in a face brick wall or a plastered opening
- Insect screens can be added at the time of manufacturing or at a later stage

GLAZING

- The Casement 36 window is suitable for both single and double glazing options
- It allows for various thickness of glass ranging between 4 mm clear float glass, 6.38 mm laminated safety glass and 25 mm SIGU double glazed glass.

GASKET & SEALS

- High quality, locally available gaskets and seals are available
- Affordable and reliable

FINISH

- Available in a variety of popular architectural powder coating colours and finishes

HARDWARE


- Designed to accommodate standard local hardware

TECHNICAL SPECIFICATIONS

The diagram depicts a typical top hung casement window.

	Maximum Vent Width	Maximum Vent Height
Casement 36 Top Hung	1200 mm	900 mm

	Maximum Vent Width	Maximum Vent Height
Casement 36 Side Hung	600 mm	1300 mm



A 3D presentation of the Crealco Casement 36 cross section