



# European cylinder 3 point lock

for aluminium and steel doors



# European cylinder 3 point locks for aluminium and steel doors



## HIGH SECURITY

- Horizontally sliding lateral deadbolt.
- Pre-setting for additional locking points.
- 5 locking point option by using horizontal deadbolt modular kits.
- Pre-setting for protective rose installation to increase the cylinder drilling and pulling resistance.

## MODULARITY

- The lock can be used either individually or with extended bolts.
- Use the 'MODULAR KIT' to extend the faceplate to the whole door height.
- The latchbolt can be replaced with a 'MODULAR' roller unit.

## INTERCHANGEABILITY

- The lock is interchangeable with the DOUBLE BIT versions series 57300 using the nylon protective rose item 1.06141-56-0.



**Technical features:**

- 64 mm high steel case.
- 'Modular kit' including: adjustable spare locks for top/bottom and faceplate (H = 2300 mm).
- Latch adjustable from 11 mm to 17 mm.
- 'Modular' roller unit adjustable from 2.5 mm to 15.5 mm.
- 11 mm 3-throw deadbolt.
- 8 mm square spindle.
- Cylinder fixing via a screw on the inside of the lock.

**Operation:**

- The key will operate the latch and deadbolt. The handle will operate the latch.

**Finishes:**

- Zinc-coated case.
- 22x3 mm stainless steel faceplate (for aluminium doors).
- 25x3 nickel-plated steel faceplate (for steel doors).
- 'Modular kit' faceplate in black painted steel.
- Nickel-plated latch and deadbolt.
- Nickel-plated 'modular' roller unit.

**Hand:**

0 = non handed.

Available on request:

- European profile cylinder.
- Adjustable metal striker plates.
- Additional extended bolts.
- 'Modular kit' with lateral locks items 06444-50/60/65/75-0.
- 'Modular' roller unit item 1.06168-00-0.
- Nylon protective rose for interchangeability with locks series 57300 item 1.06141-56-0.
- Brass protective rose for interchangeability with locks series 57300 E= 90/100 mm.
- Cylinder protective rose item 06460-05/06/50/51/60/61-0.

### Mechanical locks

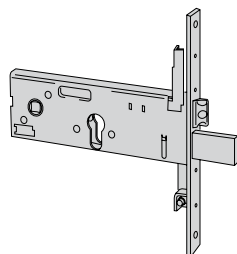
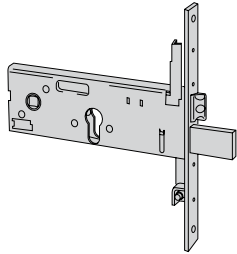
can be fitted with →



### Modular kit





ALUMINIUM version  
adjustable latch + deadbolt

STEEL version  
adjustable latch + deadbolt



| Faceplate   | E   | Item       |
|---|-----|------------|
|  | 90  | 56357 90 0 |
|  | 100 | 56357 10 0 |


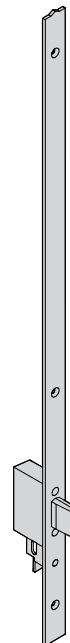
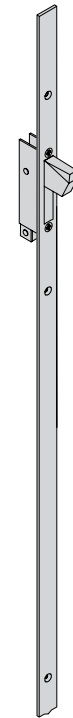
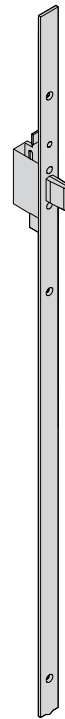
| Faceplate   | E  | Item       |
|---|----|------------|
|  | 90 | 56358 90 0 |
|  |    |            |



Adjustable strikers  
to be combined art.



- 1 06465 02 0
- 1 06465 03 0
- 1 06465 04 0
- 1 06465 05 0
- 1 06465 06 0
- 1 06465 07 0
- 1 06465 21 0
- 1 06465 22 0
- 1 06465 23 0

Horizontal deadbolts

Swing bolts



| Faceplate   | Item          |
|---|---------------|
|  | 24x5 06444 50 |
|  | 24x3 06444 65 |

| Faceplate   | Item          |
|---|---------------|
|  | 24x5 06444 60 |
|  | 24x3 06444 75 |

### Extended locking bolts

### Extended locking bolts

Internal ragged extended bolts  
ALUMINIUM

Internal straight extended bolts  
ALUMINIUM

Horizontal deadbolts operated by internal extended bolts  
ALUMINIUM and STEEL

Horizontal deadbolts operated by external extended bolts  
ALUMINIUM

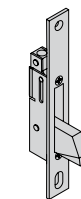
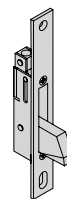
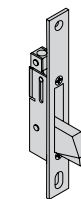
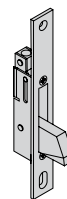
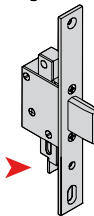
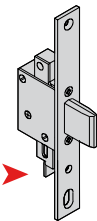
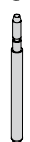
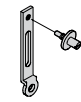
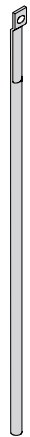
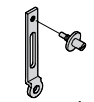

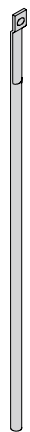
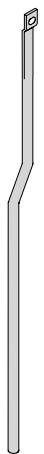
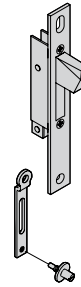
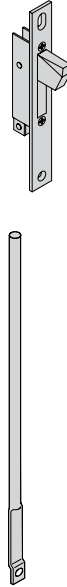
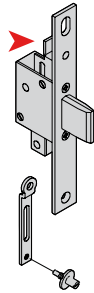
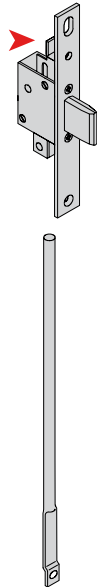
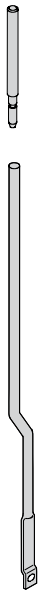
Swing bolts operated by internal extended bolts  
ALUMINIUM and STEEL

Swing bolts operated by external extended bolts  
ALUMINIUM

Pair of controls for external extended locking bolts for ALUMINIUM

Internal extended bolts-STEEL

Internal threaded extended bolts-STEEL



Item

Item

Item

Item

Item

Item

Item

Item

Item

06441 00

06441 10

06443 21

06443 26

06443 00

06443 05 0

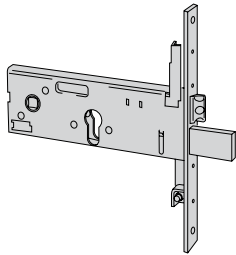
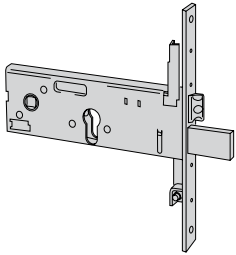

06442 00

06441 15

07088 03

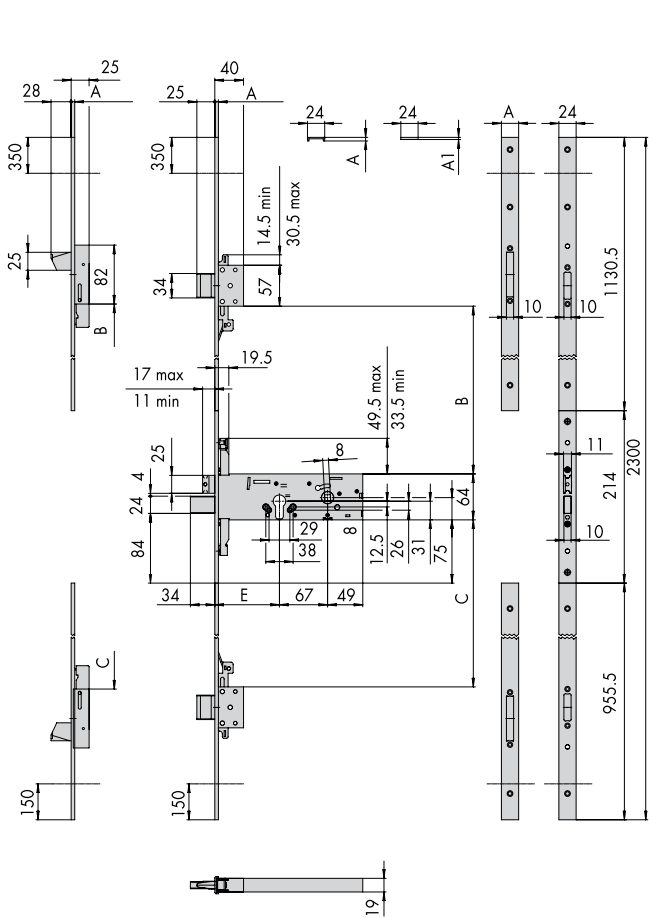
07088 05

➤ Presetting for additional locking points with internal and external bolts. To obtain a 4th and 5th locking point on items 06443 21/26, either internal bolts item 06441 00/10 or external profile bolts can be installed (by using the threaded pin item 06449 05).

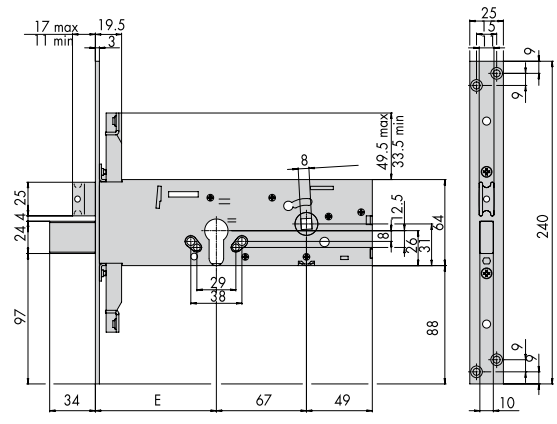
| Type  | Description  | Throws | Center Distance | Faceplate | Backset | Unit weight | Pieces | ITEM |       |      |      |       |       |
|---|--|--------|-----------------|-----------|---------|-------------|--------|------|-------|------|------|-------|-------|
|   |  |        |                 |           |         |             |        | Type | Dim.  | Hand | Fin. | Pers. | Spec. |
|    | <p><b>ALUMINIUM VERSION</b></p> <ul style="list-style-type: none"> <li>- Stainless steel faceplate 22x3 mm</li> <li>- Non-handed deadbolt and latchbolt</li> <li>- Threaded pins for additional locking point fixing item 1.06449-05-0</li> <li>- Pair of nylon roses item 1.06012-01-0</li> <li>- Pair of sub-faceplate nylon spacers item 1.06141-65-0</li> <li>- Lock and rose fixing screws</li> <li>- Instruction sheet</li> </ul> <p>Available on request:</p> <ul style="list-style-type: none"> <li>- 'Modular kit' with 'U' lateral locks 24x5mm item 1.06444-50/60</li> <li>- 'Modular kit' with 'FLAT' lateral locks 24x3 mm item 1.06444-65/75</li> <li>- 'MODULAR' roller unit item 1.06168-00-0</li> <li>- Cylinder protective rose item 106460-05/06/50/51/60/61</li> <li>- Nylon rose for interchangeability with locks series 57300 item 1.06141-56-0</li> </ul>          | 3      | 67              | 22        | 90      | 0,930       | 12     | 1    | 56357 | 90   | 0    |       |       |
|   | <ul style="list-style-type: none"> <li>- 'Modular kit' with 'U' lateral locks 24x5mm item 1.06444-50/60</li> <li>- 'Modular kit' with 'FLAT' lateral locks 24x3 mm item 1.06444-65/75</li> <li>- 'MODULAR' roller unit item 1.06168-00-0</li> <li>- Cylinder protective rose item 106460-05/06/50/51/60/61</li> <li>- Nylon rose for interchangeability with locks series 57300 item 1.06141-56-0</li> </ul>   | 3      | 67              | 22        | 100     | 0,995       | 12     | 1    | 56357 | 10   | 0    |       |       |
|  | <p><b>STEEL VERSION</b></p> <ul style="list-style-type: none"> <li>- Stainless steel faceplate 25x3 mm</li> <li>- Non-handed deadbolt and latchbolt</li> <li>- Threaded pins for bushing and extended bolt fixing item 1.06449-05-0</li> <li>- Pair of steel roses item 1.06075-00-0</li> <li>- Pair of threaded bushings (M8) item 1.06290-05-0</li> <li>- Instruction sheet</li> </ul> <p>Available on request:</p> <ul style="list-style-type: none"> <li>- 'Modular kit' with 'U' lateral locks 24x5mm item 1.06444-50/60</li> <li>- 'MODULAR' roller unit item 1.06168-00-0</li> <li>- Floor striker item 1.06086-00/02-0</li> <li>- Steel striker plate with zinc coating item 1.06232-01-0 or item 1.06232-00-0</li> <li>- Cylinder protective rose item 106460-05/06/50/51/60/61</li> <li>- Nylon rose for interchangeability with locks series 57300 item 1.06141-56-0</li> </ul> | 3      | 67              | 25        | 90      | 0,930       | 12     | 1    | 56358 | 90   | 0    |       |       |
|  | <ul style="list-style-type: none"> <li>- 'MODULAR' roller unit for locks series 56357 and 56358</li> </ul>   |        |                 |           |         | 0,040       | 12     | 1    | 06168 | 00   | 0    |       |       |

| Type | Description   | Throws | Center Distance | Faceplate Backset | Unit weight<br> | Pieces<br> | ITEM<br>Type<br>Dim.<br>Hand<br>Fin.<br>Pers.<br>Spec. |
|------|---|--------|-----------------|-------------------|-----------------|------------|--|
|      | <ul style="list-style-type: none"> <li>- 'Modular kit' with lateral locks and 'U' shaped BLACK painted faceplate 24x5 mm including spare faceplate for the lock (total height 2300 mm)</li> <li>- Diverting device case dimensions 35 mm below faceplate</li> <li>- HORIZONTALLY sliding deadbolt</li> <li>- Presetting for 4<sup>th</sup> and 5<sup>th</sup> locking points</li> <li>- Fixing screws</li> </ul> <p>Available on request:</p> <ul style="list-style-type: none"> <li>- Threaded pin item 1.06449-05-0 for 4th and 5th locking points</li> </ul> | 2      | 24              |                   | 2,100           | 1          | <b>1 06444 50 0</b>                                    |
|      | <ul style="list-style-type: none"> <li>- 'Modular kit' with lateral locks and 'U' shaped BLACK painted faceplate 24x5 mm including spare faceplate for the lock (total height 2300 mm).</li> <li>- Diverting device case dimensions 22 mm below faceplate for NON-extra sized uprights</li> <li>- SWING deadbolt</li> <li>- Fixing screws</li> </ul>  | 1      | 24              |                   | 2,100           | 1          | <b>1 06444 60 0</b>                                    |
|      | <ul style="list-style-type: none"> <li>- 'Modular kit' with lateral locks and FLAT BLACK painted faceplate 24x3 mm including spare faceplate for the lock (total height 2300 mm)</li> <li>- Diverting device case dimensions 35 mm below faceplate</li> <li>- HORIZONTALLY sliding deadbolt</li> <li>- Presetting for 4th and 5th locking points</li> <li>- Fixing screws</li> </ul> <p>Available on request:</p> <ul style="list-style-type: none"> <li>- Threaded pin item 1.06449-05-0 for 4th and 5th locking points</li> </ul>                             | 2      | 24              |                   | 2,100           | 1          | <b>1 06444 65 0</b>                                    |
|      | <ul style="list-style-type: none"> <li>- 'Modular kit' with lateral locks and FLAT BLACK painted faceplate 24x3 mm including spare faceplate for the lock (total height 2300 mm)</li> <li>- Diverting device case dimensions 22 mm below faceplate for NON-extra sized uprights</li> <li>- SWING deadbolt</li> <li>- Fixing screws</li> </ul>   | 1      | 24              |                   | 2,100           | 1          | <b>1 06444 75 0</b>                                    |
|      | <ul style="list-style-type: none"> <li>- Nylon rose for interchangeability with locks series 57300</li> </ul>   |        |                 |                   | 0,040           | 12         | <b>1 06141 56 0</b>                                    |
|      | <ul style="list-style-type: none"> <li>- Brass rose for interchangeability with locks series 57300 E = 90/100 mm</li> <li>- AVAILABLE FINISHES:</li> <li>- Polished brass (fin. 00)</li> <li>- Polished chrome (fin. 18)</li> <li>- Shotgun gray (fin. 46)</li> <li>- Anodized light bronze (fin. 65)</li> <li>- Anodized dark bronze (fin. 64)</li> <li>- Satin finished chrome nickel-plated (fin. B1)</li> </ul>   |        |                 |                   | 0,116           | 12         | <b>1 06473 00 0</b>                                    |

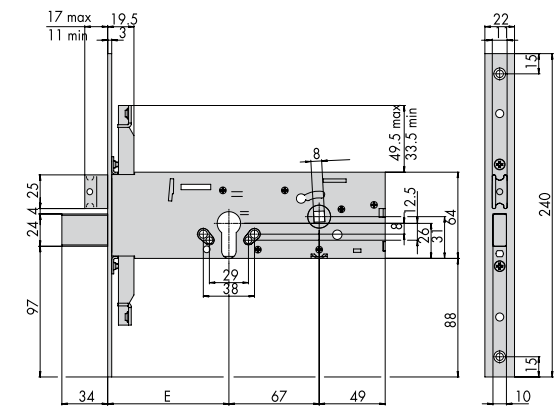
CISA S.p.A. reserves the right to modify the products illustrated in this catalogue without any prior notice. All given measurements are expressed in millimeters.



|             | A | B     | C   |
|-------------|---|-------|-----|
| 106444 50 0 | 5 | 670,5 | 562 |
| 106444 60 0 | 5 | 673,5 | 565 |
| 106444 65 0 | 3 | 670,5 | 562 |
| 106444 75 0 | 3 | 673,5 | 565 |



**56358**  
E = 90



**56357**  
E = 90-100

**About Allegion**

Allegion (NYSE: ALLE) creates peace of mind by pioneering safety and security. As a \$2 billion provider of security solutions for homes and businesses, Allegion employs more than 7,800 people and sells products in more than 120 countries across the world. Allegion comprises 23 global brands, including strategic brands CISA®, Interflex®, LCN®, Schlage® and Von Duprin®. For more, visit [allegion.com](http://allegion.com)



CISA SpA  
Via Oberdan 42 - 48018 Faenza (RA) Italy  
Tel +39 0546 677111 - Fax +39 0546 677150  
[cisa.vendite@allegion.com](mailto:cisa.vendite@allegion.com)  
[cisa.com](http://cisa.com) - [cisahotels.com](http://cisahotels.com)

