

MIRAGE Series Pool Fence & Balustrade Spigot

MIRAGE Series Pool Fencing & Balustrade Spigot

With one of the warmest climates on Earth, a natural tendency towards outdoor living, and the ever increasing demands for glass in construction, it is no wonder the DORMA range of Pool Fence and Balustrade Fittings has fallen under such strong demand.

Through an extensive program of product research and development, DORMA Glas proudly offer to the market a comprehensive range of pool gate and balustrade fittings designed specifically to meet the stringent requirements of the Australasian marketplace. Suited to an immensely broad range of applications, and made wherever possible from 316 grade stainless steel, the MIRAGE range of Pool and Balustrade fittings are amongst the very best available.

The Series is suited to a wide variety of applications, with comprehensive solutions for both chemset and surface mounted installation. Independently tested to comply with the requirements of AS1926.1-2007, the fitting is supplied with the peace of mind that can only come from DORMA's worldwide warranty backup, technical support and product quality.

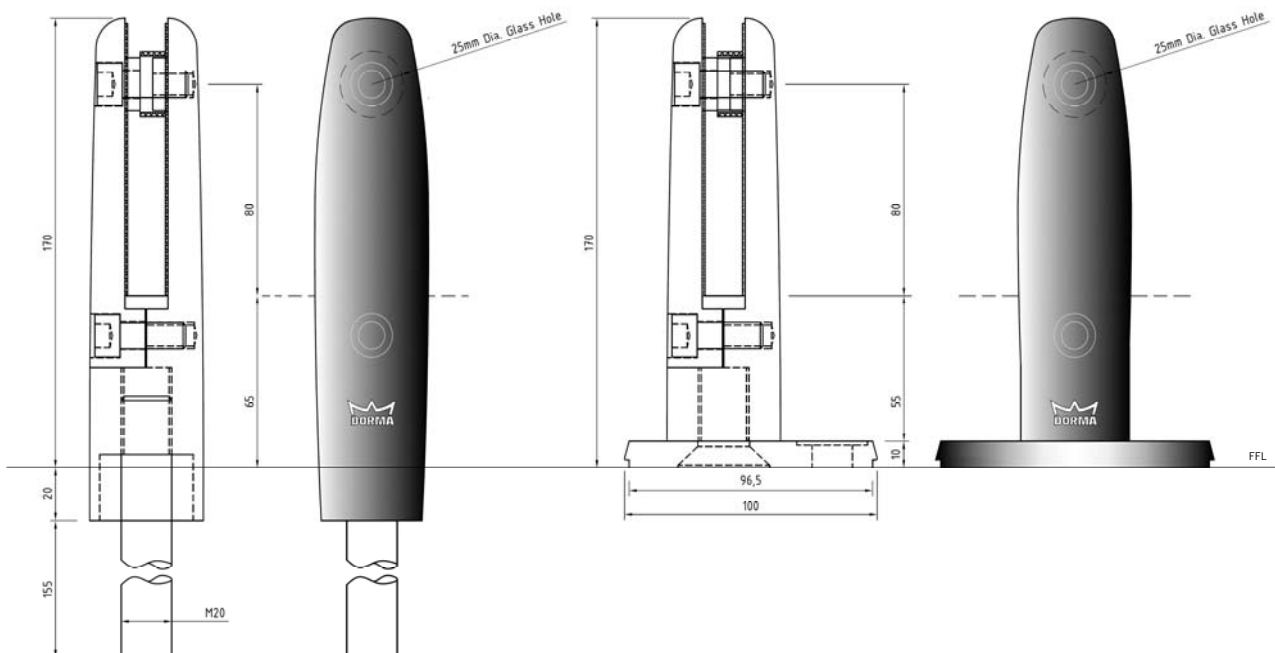
Featuring an innovative new tapered design style, each fitting requires only one glass penetration, while still allowing for panel widths of up to 4000mm (refer over for span data*). The results is more cost effective glass preparation, faster, easier installation and adjustment, and a final solution as unobtrusive as it is visually stunning.

*Refer DORMA for separate Frameless Structural Balustrade Span recommendations, as distinct from Pool Fencing.

Technical Specifications:

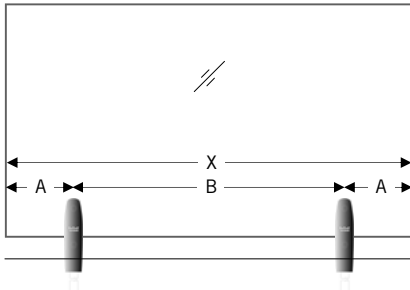
Material:	316 Grade Stainless Steel			
Available Finishes:	Satin Stainless Steel Polished Stainless Steel			
Glass:	12 or 15mm			
Specify:	M1-M20.SSS	Chemset Variant	316 Grade Satin SS	(On App.)
	M1-M20.PSS	Chemset Variant	316 Grade Polished SS	(Stock)
	M2-SM.SSS	Surface Fix Variant	316 Grade Satin SS	(On App.)
	M2-SM.PSS	Surface Fix Variant	316 Grade Polished SS	(Stock)
	M1-M20.SM Core Fix Dress Ring (Note Circular Hole)			

MIRAGE M1 - Core Drill & M2 - Surface Mount Series Pool Fencing Spigots



MIRAGE Series Pool Fence & Balustrade Spigot

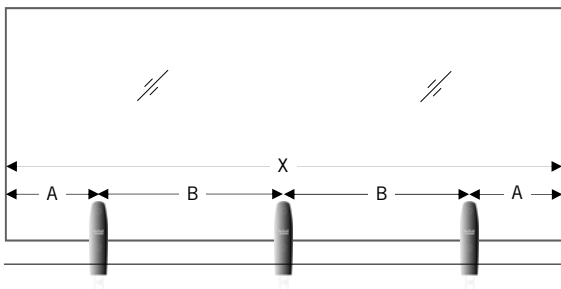
M1 & M2 Series Glass Detail and Spacing Specifications:



The following data is provided to ensure safe and proper calculation of Toughened Glass panel widths for Pool Fencing when using the DORMA MIRAGE range of spigots in a 2 post configuration.

* Measurements not to be used in the design of frameless structural balustrading. Refer DORMA for separate guidelines.

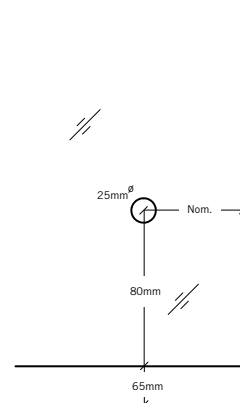
	Span A	Span B	Span X
Windload Category 1, 250N	400mm Max.	1600mm Max.	2400mm Max.
Windload Category 2, 300N	400mm Max.	1200mm Max.	2000mm Max.
Windload Category 3, 750N	375mm Max.	750mm Max.	1500mm Max.



The following data is provided to ensure safe and proper calculation of Toughened Glass panel widths for Pool Fencing when using the DORMA MIRAGE range of spigots in a 3 post configuration.

* Measurements not to be used in the design of frameless structural balustrading. Refer DORMA for separate guidelines.

	Span A	Span B	Span X
Windload Category 1, 250N	400mm Max.	1600mm Max.	4000mm Max.
Windload Category 2, 300N	400mm Max.	1200mm Max.	3200mm Max.
Windload Category 3, 750N	375mm Max.	750mm Max.	2250mm Max.



Form

Division Glas Australia
CDS Patch Fittings (Aust.) Pty. Ltd.
22 York Road
Ingleburn NSW 2565

Phone: (02) 9605 5822
Fax: 1800 821 299
Email: infoglas@dorma.com.au

A DORMA Group Company
www.dorma.com.au

Division Glas New Zealand
DORMA NZ Ltd.
20 Sylvia Park Road
Mount Wellington, Auckland

Phone: (9) 573 1999
Fax: (9) 573 1991
Email: infoglas@dorma.com.au

A DORMA Group Company
www.dorma.com.au