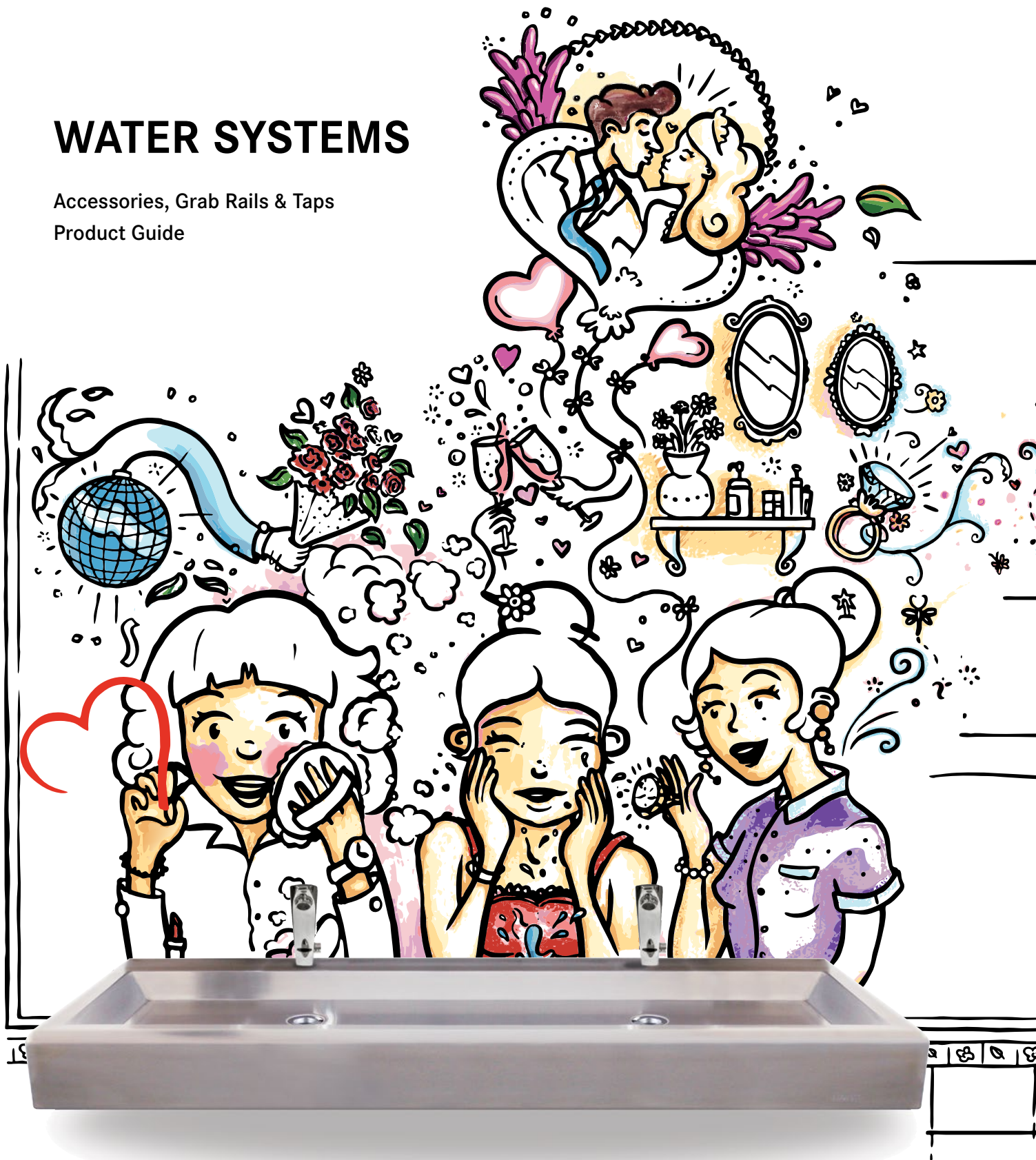


WATER SYSTEMS

Accessories, Grab Rails & Taps
Product Guide



Make
it
Wonderful

FRANKE

Exos **1 - 6**

Hands Free **8 - 9**

Stratos **10 - 13**

Rodan **14 - 17**

Chronos **18 - 19**

Grab Rails **20 - 23**

Mirrors & Fold Down Seats **24**

Bathroom Accessories **25 - 26**

Self-Closing Taps **27 - 29**



EXOS. Opening Up New Horizons

EXOS. the new Franke system line,
opens up new horizons with its accessories for public and
semi-public areas.

One line. One system.

Once consistent design language, clear-cut shapes,
a high quality standard, modular options for
customised solutions. Sustainability is the key
concept here.


EXOS. by Franke.

One line. One design.

Functionality in perfect harmony.

Order on Request. 12 week lead time

InoxPlus
by Franke



EXOS. accessories by Franke – functionality and performance. Interchangeable fronts made of high quality materials, such as stainless steel and glass, are beautifully designed and can be incorporated individually in any architectural setting. Clear-cut lines. Sophisticated shapes. The timeless design makes for harmonious proportions.

EXOS. accessories by Franke. Features and design in harmony.

EXOS. MATERIAL

Franke's modular EXOS. system with its range of high quality materials is perfect for any situation. Customised. Modular. In existing or new architectural settings.

EXOS. and its materials. Sophisticated, high quality, robust, modern, easy to clean and hygienic. Everything well thought out. In one design line.



Stainless steel

The use of stainless steel as a basic material for equipment in public and semi-public washrooms is standard, for good reason. This well established material combines a stylish appearance with functionality and durability. It can be perfectly combined and can be harmoniously supplemented with materials such as glass and ceramics. Because of its material properties, stainless steel can take on and reflect the colours of its environment. Stainless steel products can easily be integrated into almost any room. This material sets standards.

Stainless steel with InoxPlus refinement

With Franke's InoxPlus surface coating the already easy to clean stainless steel has been approved once more. And so, annoying finger prints which previously often adhered stubbornly to stainless steel now belong practically in the past.

This is a technology where nano particles interlock with the molecules on the metal surface and thus nestle closely against microscopic imperfections. The results are deep finished, easy to clean, fingerprint-resistant surfaces.

Toughened safety glass

Single glazed toughened safety glass is a material which, like stainless steel, is distinguished by its timeless character and its ability to be combined with other materials. Glass and stainless steel represent high quality and timeless elegance. You can no longer imagine modern room design without these two materials. Therefore, the deliberate combination of the two materials is particularly attractive.

In accordance with safety requirements in washrooms Franke only uses toughened safety glass.

IMAGE	TYPE / MODEL	DIMENSIONS (L X D X H)	PRODUCT CODE
	EXOS. Automatic Soap Dispenser NEW		
	Automatic soap dispenser for wall mounting, stainless steel with satin finish, material thickness 1.2 mm, inspection window on side, infrared sensor activity for non-touch operation, LED display for low battery status, requires six 1.5 V AA batteries, suitable for liquid soap and lotions, includes 800 ml refill tank, dispenses 0.6 - 1.1 ml depending on soap, includes mounting materials. Different unit and front panel versions available.		
	EXOS625X InoxPlus-coated main housing and front panel	120 x 120 x 326 mm	2120166
	EXOS625B InoxPlus-coated main housing, black toughened safety glass front panel	120 x 120 x 326 mm	2120164
	EXOS625W InoxPlus-coated main housing, white toughened safety glass front panel	120 x 120 x 326 mm	2120165
Order on Request. 12 week lead time			

	EXOS. Soap Dispenser NEW		
	Soap dispenser for wall mounting, stainless steel with satin finish, material thickness 1.2 mm, inspection window on side, suitable for liquid soap and lotions, 800 ml refill tank, with stainless steel push lever, easy to refill with soap tank on front panel, includes mounting materials. Different unit and front panel versions available.		
	EXOS618X InoxPlus-coated main housing and front panel	120 x 120 x 326 mm	2120163
	EXOS618B InoxPlus-coated main housing, black toughened safety glass front panel	120 x 120 x 326 mm	2120161
	EXOS618W InoxPlus-coated main housing, white toughened safety glass front panel	120 x 120 x 326 mm	2120162
Order on Request. 12 week lead time			

	EXOS. Foam Soap Dispenser NEW		
	Foam soap dispenser for wall mounting, stainless steel with satin finish, material thickness 1.2 mm, inspection window on side, with stainless steel pull lever, suitable for Franke foam soap, includes mounting materials and 650 ml Franke foam soap. Different unit and front panel versions available.		
	EXOS616X InoxPlus-coated main housing and front panel	120 x 120 x 326 mm	2120160
	EXOS616B InoxPlus-coated main housing, black toughened safety glass front panel	120 x 120 x 326 mm	2120158
	EXOS616W InoxPlus-coated main housing, white toughened safety glass front panel	120 x 120 x 326 mm	2120159
Order on Request. 12 week lead time			






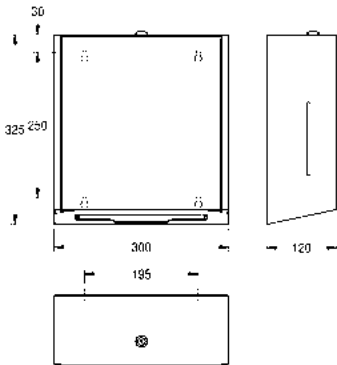


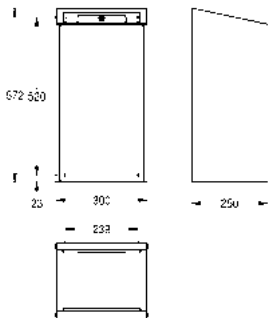

IMAGE	TYPE / MODEL	DIMENSIONS (L X D X H)	PRODUCT CODE
	Interchangeable front panels for EXOS. Soap dispenser		NEW
	ZEXOS616X InoxPlus-coated front panel		2330411
	ZEXOS616B Black toughened safety glass front panel		2330408
	ZEXOS616W White toughened safety glass front panel		2330410
	Conversion kits for EXOS. Soap dispenser		NEW
	Automatic soap dispenser for wall mounting, stainless steel with satin finish, material thickness 1.2 mm, inspection window on side, infrared sensor activity for non-touch operation, LED display for low battery status, requires six 1.5 V AA batteries, suitable for liquid soap and lotions, includes 800 ml refill tank, dispenses 0.6 - 1.1 ml depending on soap, includes mounting materials. Different unit and front panel versions available.		
	ZEXOS625K Automatic soap dispenser conversion kit including automatic unit, refill tank, assembly plate and mounting material. For liquid and foam soap dispenser EXOS618 and EXOS616.		2330413
	ZEXOS618K Liquid soap dispenser conversion kit including soap pump, refill tank, stainless steel lever, assembly plate and mounting material. For automatic soap dispenser and foam soap dispenser EXOS625 and EXOS616.		2330412
	ZEXOS616K Foam soap dispenser conversion kit including soap pump, disposable cartridge, stainless steel lever, assembly plate and mounting material. For automatic soap dispenser and liquid soap dispenser EXOS625 and EXOS618.		2330409
Order on Request. 12 week lead time			
	EXOS. Paper towel roll dispenser		NEW
	EXOS637X InoxPlus-coated main housing and front panel	300 x 210 x 423 mm	2120169
	EXOS637B InoxPlus-coated main housing, black toughened safety glass front panel	300 x 210 x 423 mm	2120167
	EXOS637W InoxPlus-coated main housing, white toughened safety glass front panel	300 x 210 x 423 mm	2120168
Order on Request. 12 week lead time			
	Interchangeable front panels for EXOS. Paper towel roll dispenser		NEW
	ZEXOS637X InoxPlus-coated front panel		2330416
	ZEXOS637B Black toughened safety glass front panel		2330414
	ZEXOS637W White toughened safety glass front panel		2330415
Order on Request. 12 week lead time			

IMAGE	TYPE / MODEL	DIMENSIONS (L X D X H)	PRODUCT CODE
 	EXOS. Paper towel dispenser NEW		
	Paper towel dispenser for wall mounting, stainless steel with satin finish, material thickness 1.2 mm, inspection window on side, capacity 300 - 400 pcs for Z-folded paper, includes mounting materials. Different unit and front panel versions available.		
	EXOS600X InoxPlus-coated main housing and front panel	300 x 120 x 326 mm	2120154
	EXOS600B InoxPlus-coated main housing, black toughened safety glass front panel	300 x 120 x 326 mm	2120152
	Interchangeable front panels for EXOS. Paper towel roll dispenser NEW		
	ZEXOS600X InoxPlus-coated front panel		2330404
	ZEXOS600B Black toughened safety glass front panel		2330402
	ZEXOS600W White toughened safety glass front panel		2330403
Order on Request. 12 week lead time			
 	EXOS. Waste bin NEW		
	Waste bin for wall mounting, stainless steel with satin finish, material thickness 1.2 mm, capacity approx. 30 litres, integrated bag holder, includes mounting bracket and mounting materials. Different unit and front panel versions available.		
	EXOS605X InoxPlus-coated main housing and front panel	300 x 250 x 573 mm	2120157
	EXOS605B InoxPlus-coated main housing, black toughened safety glass front panel	300 x 250 x 573 mm	2120155
	Interchangeable front panels for EXOS. Waste bin NEW		
	ZEXOS605X InoxPlus-coated front panel		2330407
	ZEXOS605B Black toughened safety glass front panel		2330405
	ZEXOS605W White toughened safety glass front panel		2330406
Order on Request. 12 week lead time			

WASHROOM ACCESSORIES

The use of Stainless Steel as the material of first choice for products in public and semi-public washrooms has become today's standard for good reasons. This material is robust and, easy to maintain, and therefore is very durable which makes the products economical over the lifetime of the building. Sanitary fixtures that inhibit vandalism and are easy to clean help building operators to keep service and maintenance costs to a minimum.

Practical experience shows that using high-quality materials reduces the staining of products that helps to maintain the appearance of heavily used washrooms. Wash stations and accessories take on a hygienic atmosphere. Thanks to its durable and hygienic characteristics, Stainless Steel provides clean and safe products for public washrooms.


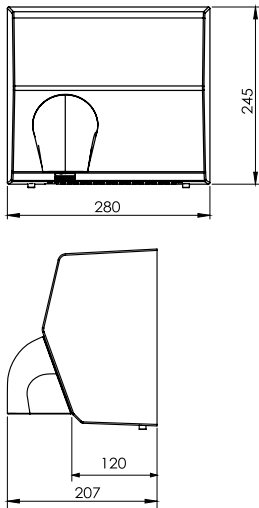


Hands Free

Franke always strive to find the ultimate hygiene solutions without compromising quality and durability. The hands free accessories range offer a hygienic solution for usage in heavily frequented washrooms, wards and rest rooms. The range includes a sensor operated: soap dispenser, paper towel dispenser and hand dryers.

Features

- Optimum Sanitary Hygiene
- Hygienic Grade 304 Stainless Steel
- Resource Efficient
- Vandalism Protection
- Infra-Red Sensor Operated

IMAGE	TYPE / MODEL	DIMENSIONS (L X D X H)	PRODUCT CODE
 	Hand Dryer HF2400HD Sensor operated hand dryer for wall mounting, manufactured from Grade 304 1.2mm Stainless Steel, satin finish. <ul style="list-style-type: none"> - Automatic cut-off - Warm air output of 28m/s at 65°C - Adjustable sensitivity from 100 to 300mm - Vandal resistant lock, screws and key wrench Electrical specification: Connection voltage: 230 V, 50Hz Watts: 2.2/2.4 kW Motor : 200W Motor with 5500 RPM	280 x 207 x 245	2500001

 	Warm Air Hand Dryer Jetstream Airtronic Sensor operated hand dryer for wall mounting manufactured from Grade 304 1,2mm Stainless Steel, brushed finish. <ul style="list-style-type: none"> - Automatic cut-off - Warm air output of 90m/s at 55°C - Adjustable sensitivity from 50 to 250mm - Vandal resistant lock, screws and key wrench Connection voltage: 230 V, 50Hz Total Power: 1000 kW Motor: 500W motor with 29000 RPM	245 x 140 x 167	2500002
---	--	-----------------	---------


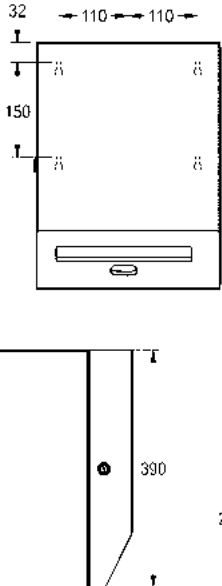

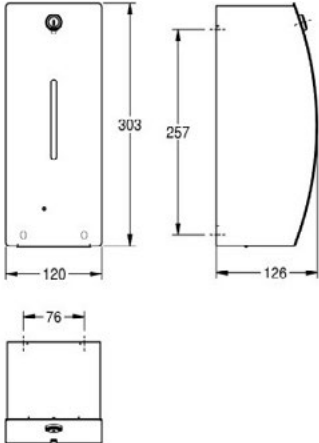


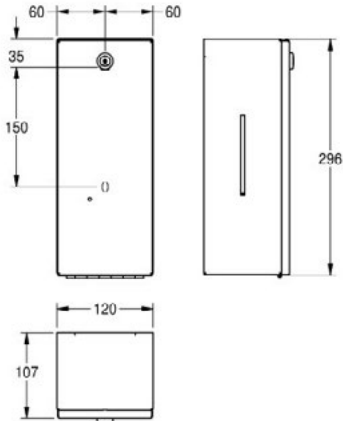

 	Electronic Paper Towel Dispenser RODX630 Touch free paper towel dispenser for wall mounting, stainless steel, surface satin finished, material thickness 0.8 mm, folded cover with cylinder lock and standard Franke key, infrared sensor activity for non-touch operation, integrated tear-off edge, needs 4 pcs. standard D 1.5 V batteries, maintenance free mechanic and easy paper roll change mechanism, for rolls with max. width 205 mm and max. diameter 200 mm, paper length adjustable to 200, 250 and 300 mm, incl. stainless steel screws and dowels. Type of Batteries: Standard D 1.5 V No. of Batteries: 4	290 x 226 x 390	2120040-001
---	--	-----------------	-------------

IMAGE	TYPE / MODEL	DIMENSIONS (L X D X H)	PRODUCT CODE
 	Soap Dispenser - Electronic Sensor STRX625	<p>Touch free soap dispenser for wall mounting, manufactured from 1.5mm Stainless Steel, satin finished. Curved front cover, cylinder lock with Franke standard key and inspection window on front. Infrared sensor activity for non-touch operation.</p> <ul style="list-style-type: none"> - InoxPlus surface refinement for the reduction of finger marks and better cleaning characteristics - LED-light shows battery status - Integrated refillable 0.8 litre soap tank suitable for liquid soaps and lotions - Mounting height >300 mm above wash basin or table top - Between 0.6 ml and 1.1 ml dispensed <p>Filling quantity: 800 ml Type of Batteries: AA battery 1.5 V No. of Batteries: 6</p>	
	STRX625	120 x 126 x 303	2120043

 	Soap Dispenser - Electronic Sensor RODX625	<p>Touch free soap dispenser for wall mounting, manufactured from 0.8 mm Stainless Steel, satin finished. Folded front cover, cylinder lock with Franke standard key and inspection window on front. Infrared sensor activity for non-touch operation.</p> <ul style="list-style-type: none"> - LED-light shows battery status - Integrated refillable 0.8 litre soap tank suitable for liquid soaps and lotions - Mounting height >300 mm above wash basin or table top - Between 0.6 ml and 1.1 ml is dispensed <p>Filling quantity: 800 ml Type of Batteries: AA battery 1.5 V No. of Batteries: 6</p>	
	RODX625	120 x 107 x 296	2120107

Stratos

Stratos - Smart Hygiene Solutions

The Stratos Designer Range has a unique arched design which compliments any washroom, giving the space a coordinated and elegant appearance.

Features

- Designed for heavy duty applications
- Manufactured from Grade 304 Stainless Steel
- Hygienic & vandal resistant
- Easy to clean - the STRATOS range of accessories is surface treated with InoxPlus Technology - which visibly reduces fingerprints



What is InoxPlus Technology:

Franke has created the first stainless-steel surface treatment to use nanotechnology to provide a guaranteed long-lasting, clean finish and appearance.

Properties:

- reduced visibility of fingerprints
- easy to clean
- temperature-resistant 25°C to +80°C
- strong adhesion to the surface
- high abrasion resistance
- resistant against most cleaners
- resistant against acids and alkaline fluids used in household cleaners





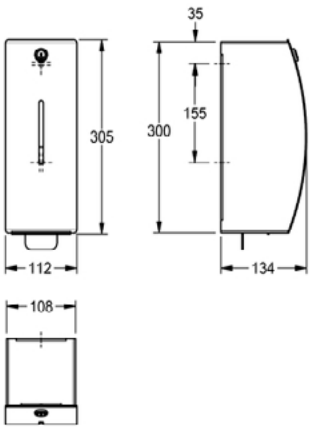

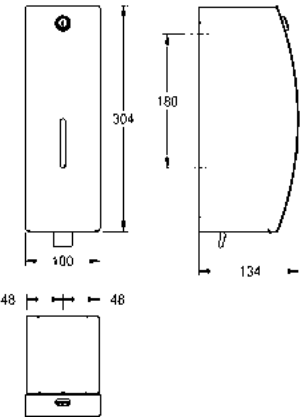

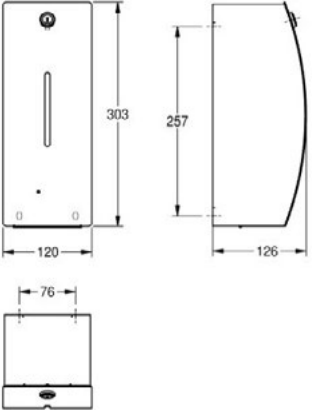

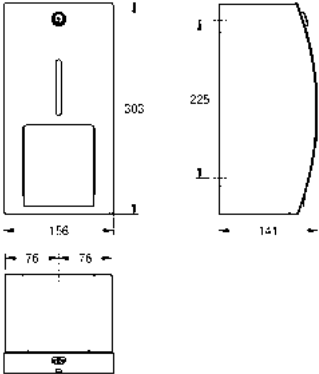
IMAGE	TYPE / MODEL	DIMENSIONS (L X D X H)	PRODUCT CODE
 	Foam Dispenser STRX616 Foam soap dispenser for wall mounting, manufactured from 1.5 mm Stainless Steel, surface satin finished with surface treatment - InoxPlus (anti fingerprint). The foam dispenser suitable for foam soap. Type of soap container: single-use bag. Cylinder lock with Franke standard key, includes mounting kit.	STRX616 100 x 134 x 304	2120047
 	Soap Dispenser STRX618 Surface mounted soap dispenser, manufactured from Grade 304 1,2/1,5mm Stainless Steel, satin finished with surface treatment - InoxPlus (anti fingerprint). The soap dispenser incorporates a replaceable and refillable 1 litre container which is suitable for liquid and antiseptic soaps and lotions. Cylinder lock with Franke standard key, includes mounting kit.	STRX618 100 x 134 x 304	2120041
 	Soap Dispenser Electronic Sensor STRX625 Touch free soap dispenser for wall mounting, manufactured from 1.5mm Stainless Steel, satin finished with InoxPlus surface treatment. Curved front cover, cylinder lock with Franke standard key and inspection window on front. Infrared sensor activity for non-touch operation. - InoxPlus surface refinement for the reduction of finger marks and better cleaning characteristics - LED-light shows battery status - Integrated refillable 0.8 litre soap tank suitable for liquid soaps and lotions - Mounting height >300 mm above wash basin or table top - betw. 0.6 and 1.1 ml dispensed.	Filling quantity: 800 ml Type of Batteries: AA Mignon battery 1.5 V No. of Batteries: 6 STRX625 120 x 126 x 303	2120043
 	Double Toilet Roll Holder STRX672 *Non-stock item with 8 week lead time* Toilet roll holder with spindle system for wall mounting, manufactured from Grade 304 1,2/1,5mm Stainless Steel, satin finished with surface treatment - InoxPlus (anti fingerprint). Cylinder lock with Franke standard key; for 2 rolls maximum 108 mm diameter, the reserve roll is not visible dropping automatically into the dispensing position after finishing of the first roll, includes mounting kit.	STRX672 156 x 141 x 303	2120044


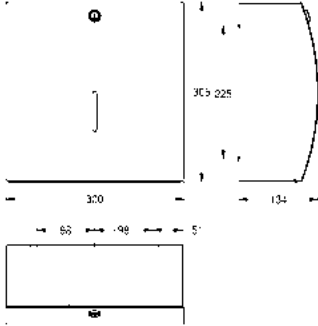

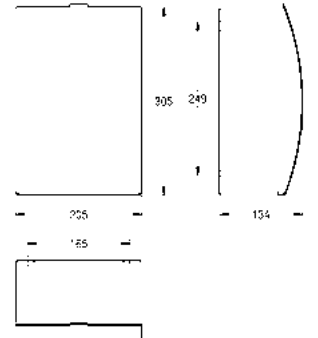

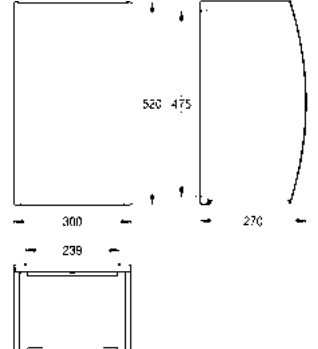
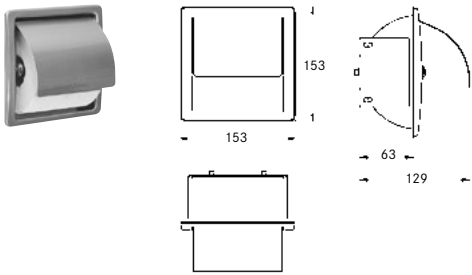
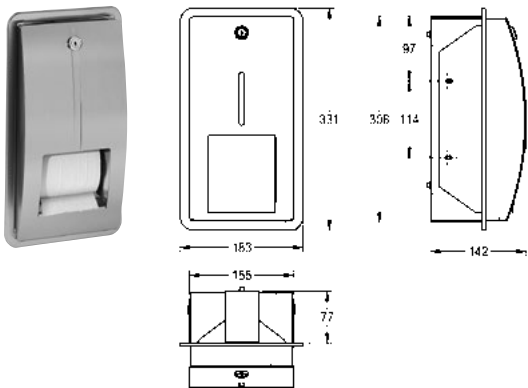
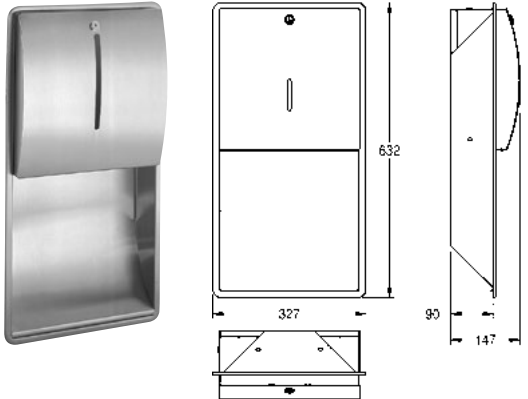
IMAGE	TYPE / MODEL	DIMENSIONS (L X D X H)	PRODUCT CODE
 	Paper Towel Dispenser STRX600 <p>Surface mounted paper towel dispenser, manufactured from Grade 304 1,2/1,5mm Stainless Steel; satin finished with surface treatment - InoxPlus (anti fingerprint). Cylinder lock with Franke standard key. The paper towel dispenser has a capacity of 300 - 400 towels depending on the type and folding</p> <p>Suitable paper towel sizes (mm): Min 240 x 85 Max 250 x 105 Ideal 250 x 95</p>	300 x 134 x 305	1330041
 	Sanitary Towel Disposal Bin STRX611 <p>Surface mounted sanitary towel disposal bin, manufactured from Grade 304 1,2/1,5mm Stainless Steel, satin finished with surface treatment - InoxPlus (anti fingerprint). The disposal bin incorporates a plastic container with a 3,8 litre capacity for the disposal of sanitary towels and minor waste and has a Stainless Steel continuous piano hinge, includes mounting kit.</p>	205 x 134 x 305	2120050
 	Waste Bin STRX605 <p>Surface mounted waste bin; manufactured from Grade 304 1,2/1,5mm Stainless Steel, satin finished with surface treatment - InoxPlus (anti fingerprint), with Franke cylinder lock and Franke standard key. The container has an approximately 34 litre capacity. Includes mounting kit.</p>	300 x 270 x 520	2120048

IMAGE	TYPE / MODEL	DIMENSIONS (L X D X H)	PRODUCT CODE
	Recessed Single Toilet Roll Holder with Spindle STRX673E *Non-stock item with 12 week lead time* Toilet roll holder for recessed mounting, manufactured from Grade 304 1,2/1,5mm Stainless Steel; satin finished with surface treatment - InoxPlus (anti fingerprint). For 1 roll with maximum diameter of 110mm, includes mounting kit. Recessed 90mm into wall. STRX673E	153 x 153 x 65	2120045
	Recessed Double Toilet Roll Holder with Spindle STRX672E *Non-stock item with 12 week lead time* Toilet roll holder with spindle system for recessed mounting. Manufactured from Grade 304 Stainless Steel; satin finished with surface treatment - InoxPlus (anti fingerprint). Thickness 1,2/1,5mm. Cylinder lock with Franke standard key; for rolls maximum 108mm diameter, the reserve roll is not visible dropping automatically into the dispensing position after finishing of the first roll; includes mounting kit. Recessed 90mm into wall. STRX672E	183 x 142 x 331	2120046
	Recessed Paper Towel Dispenser STRX600E *Non-stock item with 12 week lead time* Recessed paper towel dispenser, manufactured from Grade 304 1,2/1,5mm Stainless Steel, surface satin finished with surface treatment - InoxPlus (anti fingerprint). Cylinder lock with Franke standard key; the paper towel dispenser has a capacity of 300 - 400 towels depending on the type and folding; includes mounting kit. Recessed 90mm into wall. STRX600E	327 x 147 x 632	2120039

Order on Request. 12 week lead time

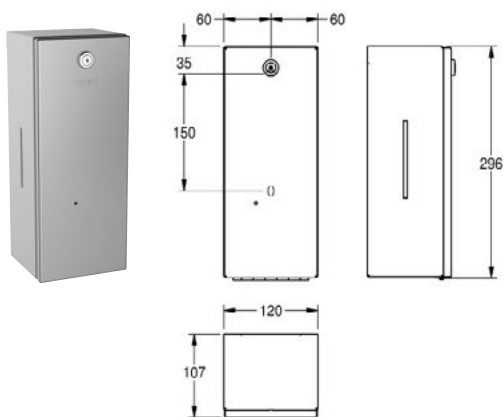
Rodan

Rodan - Timeless Washroom Design

The timeless design of Rodan Stainless Steel fixtures with their angular side-profiles lends itself to the contemporary decor of heavily frequented washrooms and restrooms. These accessories open to planners and operators the possibility of economical and aesthetically pleasing customised washroom design.

Features

- Manufactured from Grade 304 Stainless Steel
- Wall and recessed mounted models available
- Mounting Kit included
- 0.8 mm Material thickness



Soap Dispenser-Electronic Sensor RODX625

Touch free soap dispenser for wall mounting, manufactured from 0.8 mm Stainless Steel, satin finished. Folded front cover, cylinder lock with Franke standard key and inspection window on front. Infrared sensor activity for non-touch operation.

- LED-light shows battery status
- Integrated refillable 0.8 litre soap tank suitable for liquid soaps and lotions
- Mounting height >300 mm above wash basin or table top
- Betw. 0.6 and 1.1 ml is dispensed

Filling quantity: 800 ml
Type of Batteries: AA Mignon battery 1.5 V
No. of Batteries: 6

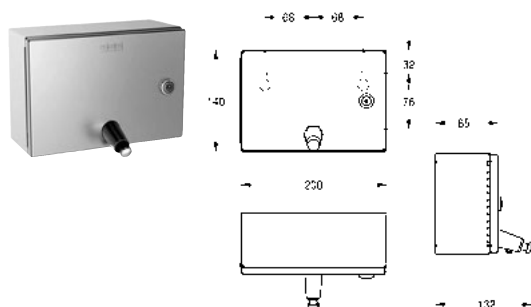
RODX625

120 x 107 x 296

2120107



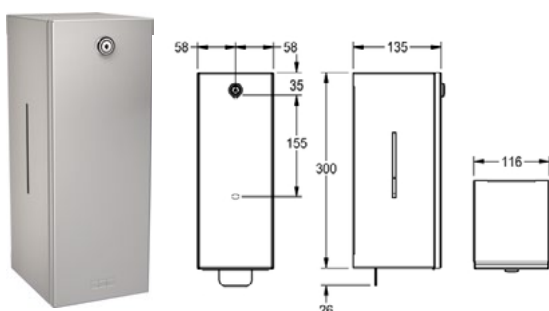
IMAGE	TYPE / MODEL	DIMENSIONS (L X D X H)	PRODUCT CODE
-------	--------------	------------------------	--------------



Soap Dispenser RODX619

Soap dispenser for wall mounting, manufactured from 0.8 mm Stainless Steel, surface satin finished, folded front cover, cylinder lock with Franke standard key, suitable for liquid soaps and lotions, 1 litre soap tank, push button on front, includes Stainless Steel screws and dowels.

RODX619 200 x 85 x 140 2120095

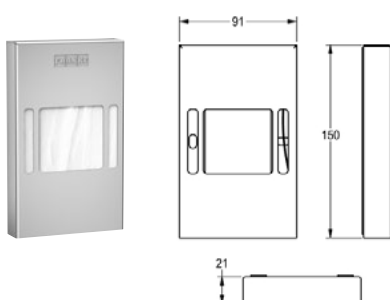


Foam Dispenser RODX616

Foam soap dispenser for wall mounting, manufactured from 0,8 mm Stainless Steel, surface satin finished. Cylinder lock with Franke standard key, inspection windows on sides, suitable for foam soap. Includes Stainless steel pull lever and mounting kit.

- Filling quantity: 650 ml

RODX616 116 x 135 x 326 2120105

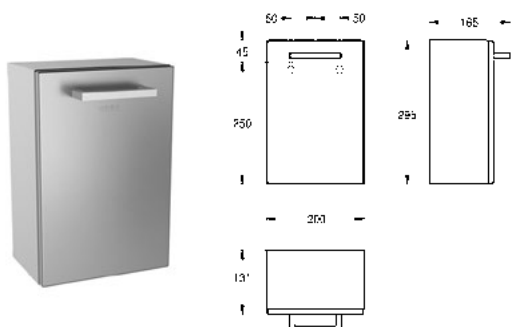


Hygiene Bag Dispenser RODX191

Hygiene bag dispenser for wall mounting, manufactured from 0.8 mm Stainless Steel, surface satin finished, edges not welded, inboard lug to hold package, withdrawal from front, incl. premounted double side self-adhesive tape and stainless steel screws and dowels, includes cleaning rag to clean bonding surface.

- Filling quantity: 30 pieces

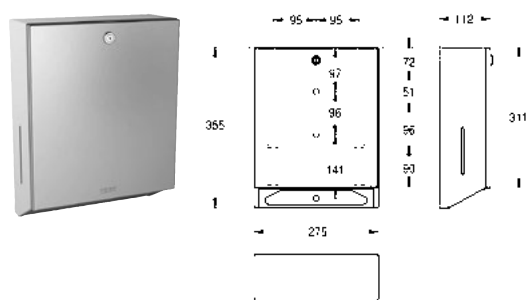
RODX191 91 x 21 x 150 2120106



Sanitary Towel Disposal and Waste Bin for Wall Mounting

Sanitary towel disposal and waste bin for wall mounting, stainless steel, surface satin finished, material thickness 0.8mm, flat front cover, approx. 3.7 litre capacity, removable plastic container inside, incl. stainless steel screws and dowels.

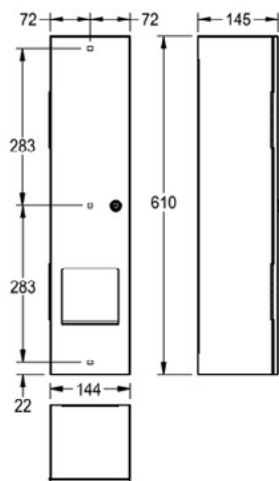
RODX611 200 x 295 x 165 2120070



Paper Towel Dispenser RODX600

Paper towel dispenser for wall mounting, 0.8 mm Stainless Steel, surface satin finished, folded front cover, cylinder lock with Franke standard key, inspection windows on sides, loading capacity 500 - 800 pcs. of paper depending on convolution, incl. Stainless Steel screws and dowels.

RODX600 275 x 112 x 355 2120099



4 Toilet Roll Holder Dispenser RODX674B

Non-stock item with 8 week lead time

Toilet roll holder for 4 rolls for wall mounting, manufactured from 0.8 mm Stainless Steel, surface satin finished, with spindle system, cylinder lock with Franke standard key, includes Stainless Steel screws and dowels.

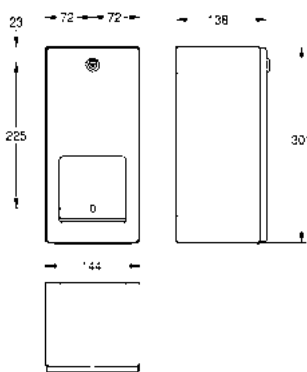
-Maximum depth/diameter of consumable: 110 mm

-Maximum width of consumable: 110 mm

RODX674

144 x 145 x 610

2120103



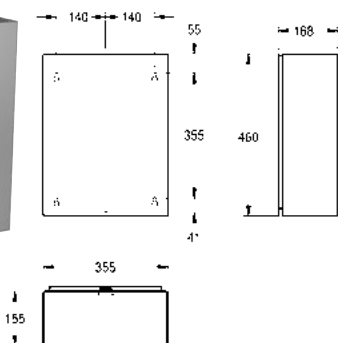
Double Toilet Roll Holder with Spindle System RODX672

Double toilet roll holder with spindle system for wall mounting, Stainless Steel, surface satin finished, folded front cover, cylinder lock with Franke standard key. For 2 rolls with max. Ø 120 mm, second roll will be released after consumption of first roll, with spindles, reserve roll not visible. Includes Stainless Steel screws and dowels.

RODX672

144 x 138 x 301

2120101



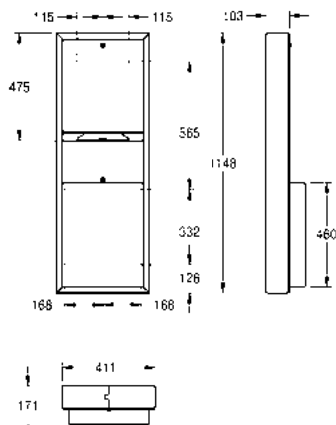
Waste Bin For Wall Mounting RODX605

Waste Bin for wall mounting, 0.8 mm Stainless Steel, surface satin finished. Rounded edges, approx. 23 litre capacity, mounting either with mounting bracket or directly onto the wall, includes Stainless Steel screws and dowels.

RODX605

355 x 168 x 460

2120097



Paper Towel Dispenser and Waste Bin Combination RODX602


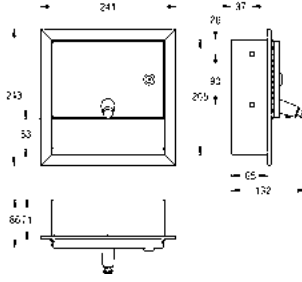

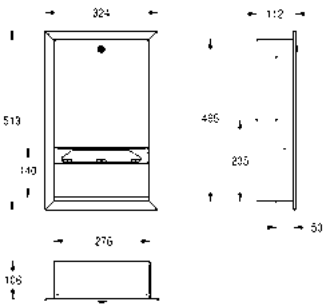

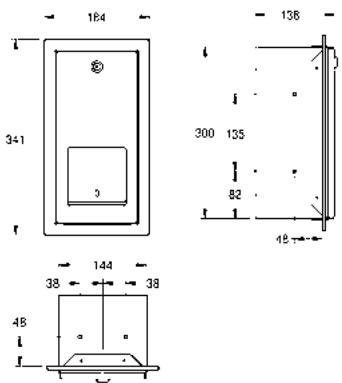

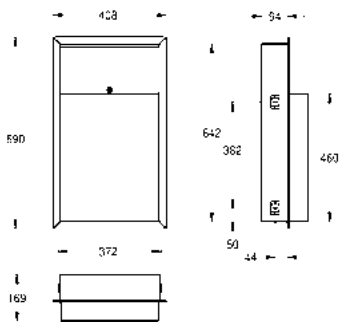

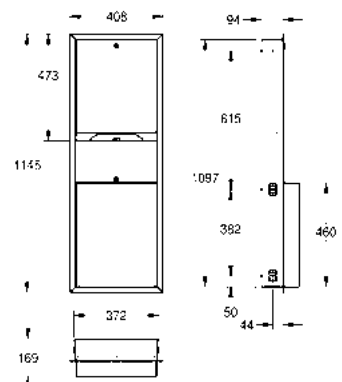
Non-stock item with 8 week lead time

Combination paper towel dispenser and waste bin for wall mounting, 0.8 mm Stainless Steel, surface satin finished. Folded front cover. Cylinder lock with Franke standard key, loading capacity 500 - 800 paper towels depending on brand and folding, waste bin with approx. 23 litre capacity, includes Stainless Steel screws and dowels.

RODX602

411 x 171 x 1148

2120093

IMAGE	TYPE / MODEL	DIMENSIONS (L X D X H)	PRODUCT CODE
 	Recessed Soap Dispenser RODX619E *Non-stock item with 8 week lead time* Soap dispenser for recessed mounting, 0.8 mm Stainless Steel, surface satin finished, folded front cover. Cylinder lock with Franke standard key, suitable for liquid soaps and lotions, 1 litre soap tank, push button on front, includes Stainless Steel screws and dowels.	241 x 86 x 243	2120096
 	Recessed Paper Towel Dispenser RODX600E *Non-stock item with 8 week lead time* Paper towel dispenser for recessed mounting, 0.8 mm Stainless Steel, surface satin finished, folded front cover, cylinder lock with Franke standard key, loading capacity 500 - 800 paper towels depending on convolution, includes Stainless Steel screws and dowels.	324 x 112 x 513	2120100
 	Recessed Double Toilet Roll Holder with Spindle System RODX672E *Non-stock item with 8 week lead time* Double toilet roll holder with spindle system for recessed mounting, 0.8 mm Stainless Steel, surface satin finished. Folded front cover. Cylinder lock with Franke standard key. For 2 rolls with max. Ø 120 mm, second roll will be released after consumption of first roll, reserve roll not visible, includes Stainless Steel screws and dowels.	184 x 138 x 341	2120102
 	Recessed Waste Bin RODX605E *Non-stock item with 8 week lead time* Waste bin for recessed mounting, 0.8 mm Stainless Steel, surface satin finished. Rounded edges. Cylinder lock with Franke standard key, approx. 23 liter capacity, mounting with in-wall frame, includes Stainless Steel screws and dowels.	408 x 169 x 690	2120098
 	Recessed Paper Towel Dispenser and Waste Bin Combination RODX602E *Non-stock item with 8 week lead time* Paper towel dispenser and waste bin combination for recessed mounting, 0.8 mm Stainless Steel, surface satin finished. Folded front cover. Cylinder lock with Franke standard key, loading capacity 500 - 800 pcs. of paper depending on convolution, waste bin with approx. 23 liter capacity, includes Stainless Steel screws and dowels.	408 x 169 x 1145	2120094

Order on Request. 12 week lead time

Chronos

Chronos - Suitable for use in all areas

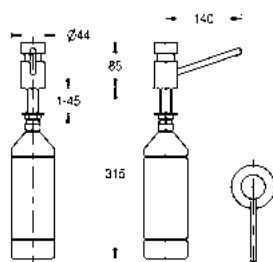
The Franke Chronos model Range is designed to equip washroom and sanitary facilities in a functional, versatile and aesthetically pleasing way. Wall mounted Stainless Steel Washroom Accessories including soap dispensers, waste bins, paper towel dispensers, toilet roll holders and coat hooks, suitable for use in all areas.

Features

- Classic Design
- Manufactured from Grade 304 Stainless Steel, Brushed finish
- Front Sections made with pressed fittings
- Precision Locking
- Surface-mounted models
- Controlled paper outlet
- Automatic loading of toilet rolls
- Self-closing flap lid



IMAGE	TYPE / MODEL	DIMENSIONS (L X D X H)	PRODUCT CODE
-------	--------------	------------------------	--------------



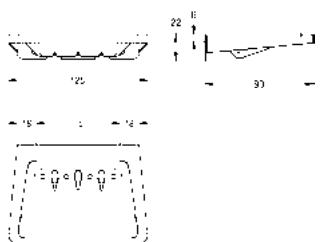
Soap Dispenser SD80

Soap Dispenser, for basin or counter top installations, manufactured from chromium plated brass. Incorporates a replaceable 1 litre polyethylene container for use with liquid soap. Can be filled from above if required. Installation hole diameter required is 22mm.

SD80

ø 44 x 85 x 144

2120059



Single Soap Dish BS646/7

Shelf or Soap Tray for wall mounting, manufactured from Grade 304 Stainless Steel, satin finish, with a deep drawn ribbed tray. Includes screws and wall plugs.

BS646

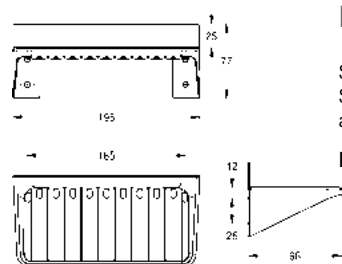
125 x 90 x 22 - with drain holes

2120073

BS647

125 x 90 x 22 - without drain holes

2120074



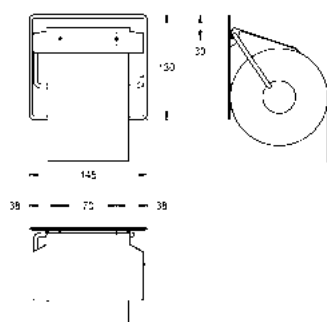
Double Soap Dish BS648

Shelf or Double Soap Tray for wall mounting, manufactured from Grade 304 Stainless Steel, satin finish, with a deep drawn ribbed tray. Screws and wall plugs are included.

BS648

195 x 96 x 77 - with drain holes

2120075



Single Toilet Roll Holder BS677

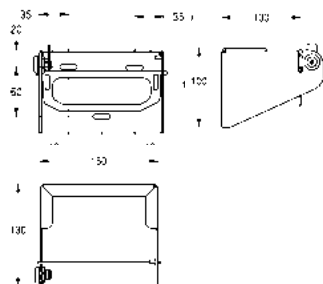
Toilet paper roll holder with lid for wall mounting, manufactured from 0.9mm Grade 304 Stainless Steel, satin finish. The dispenser takes one roll with a maximum 130mm ø. Includes screws and wall plugs.

Paper size 130mm ø maximum

BS677

145 x 25 x 130

2120065



Single Toilet Roll Holder CHR675

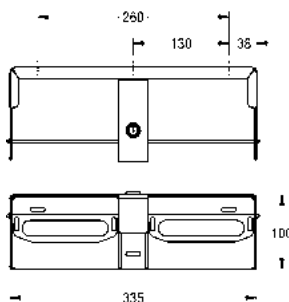
Toilet paper roll holder for wall mounting, manufactured from Grade 304 3mm Stainless Steel with a Stainless Steel thief resistant controlled delivery spindle. Franke standard lock and key, surface satin finish. The dispenser takes one roll with a standard size 120mm Ø. Includes screws and dowels.

Paper size 130mm Ø maximum

CHR675

150 x 130 x 100

2120063



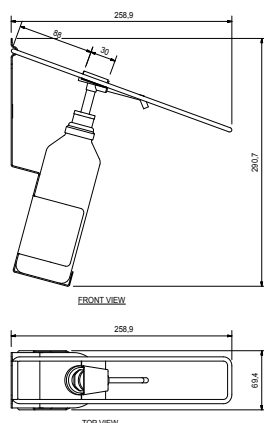
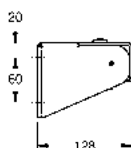
Double Toilet Roll Holder CHR676

Toilet paper roll holder for wall mounting, manufactured from Grade 304 3mm Stainless Steel, satin finish, with a controlled delivery spindle. Franke standard lock and key. The dispenser takes two rolls with a maximum 120mm Ø each. Includes screws and dowels.

CHR676

335 x 128 x 100

2120064



Elbow Operated - Hand Sanitiser Dispenser

Franke Model HSD Hand Sanitizer Dispenser elbow operated manufactured in Grade 304 stainless steel. The unit shall be fitted with a hinged elbow action lever and a holder to suit a 500ml refillable pump action plastic bottle. Unit to be fitted to wall using 6mm screws and wall plugs.

- Grade 304 stainless steel
- Elbow operated to reduce contamination





Hand Sanitiser Dispenser with Bottle - 2120125
Spare Bottle - 2120136



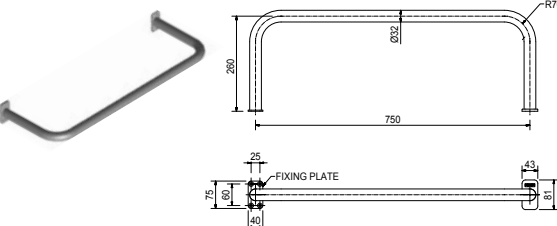
Grab Rails

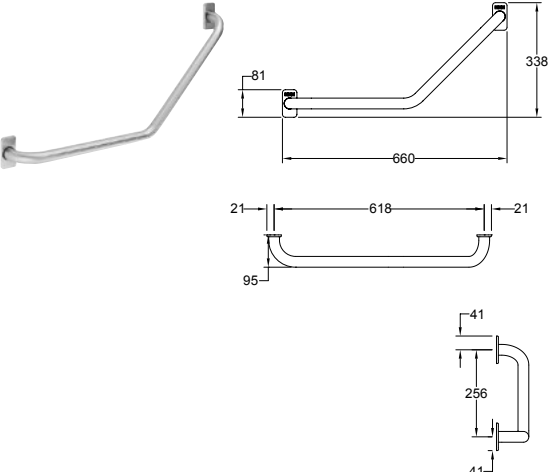
Convenient and well laid out bathrooms using grab rails are now common in washrooms for use in private homes as well as the public, clinical and care sectors. Franke grab rails have easy-to-grip satin surface finish together with a comfortable rail diameter of 32mm to help prevent slipping, and make bath and shower time and the use of toilet facilities easier for everyone.



IMAGE	TYPE / MODEL	DIMENSIONS (L X D X H)	PRODUCT CODE
	Straight	Grab rail with manufactured from Grade 304 Stainless Steel, satin finish to prevent slipping, with diameter 31,8mm. Certified product. Includes screws and dowels.	
	CNTX300	300 x 95	2510002
	CNTX450	450 x 95	2510003
	CNTX600	600 x 95	2510005
	CNTX750*	750 x 95*	2510006
	* Recommended for Concealed Cistern		
	Fold Down Paraplegic CNTX70B	Grab rail with manufactured from Grade 304 Stainless Steel, satin finish to prevent slipping, with diameter 31,8mm. Certified product. Includes screws and dowels.	
	CNTX70B	850 x 100 x 249mm	2510001
	Angle Bar 90 Degree CNTX2 1	Grab rail with satin finish to prevent slipping, with an ergonomical, comfortable diameter of about 32 mm. Mounting plates are applied for easy mounting. Covers in Grade 304 Stainless Steel. Certified Product. Includes screws and dowels are included. Horizontal - vertical.	
	CNTX2 1	415 x 95 x 415	2510008
	Paraplegic CNTXPAR	Grab rail with manufactured from Grade 304 Stainless Steel, satin finish to prevent slipping, with diameter 31,8mm. Certified product. Includes screws and dowels.	
	CNTXPAR	300 x 96 x 300	2510012

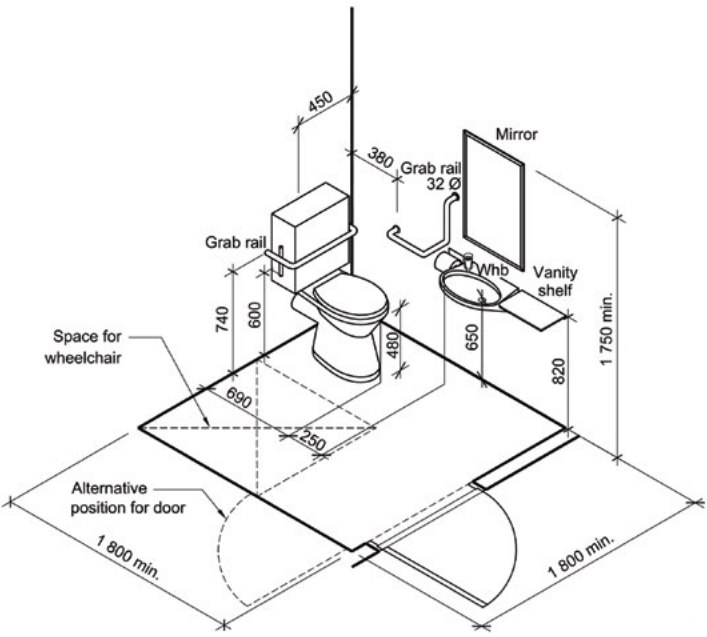
Grab Rails

IMAGE	TYPE / MODEL	DIMENSIONS (L X D X H)	PRODUCT CODE
	Cistern & Flush Valve Back Rail CNTXBR		
	Grab rail with manufactured from Grade 304 Stainless Steel, satin finish to prevent slipping, with diameter 32mm. Certified product. Includes screws and dowels.		
	CNTXBR	750 x 260	2510014

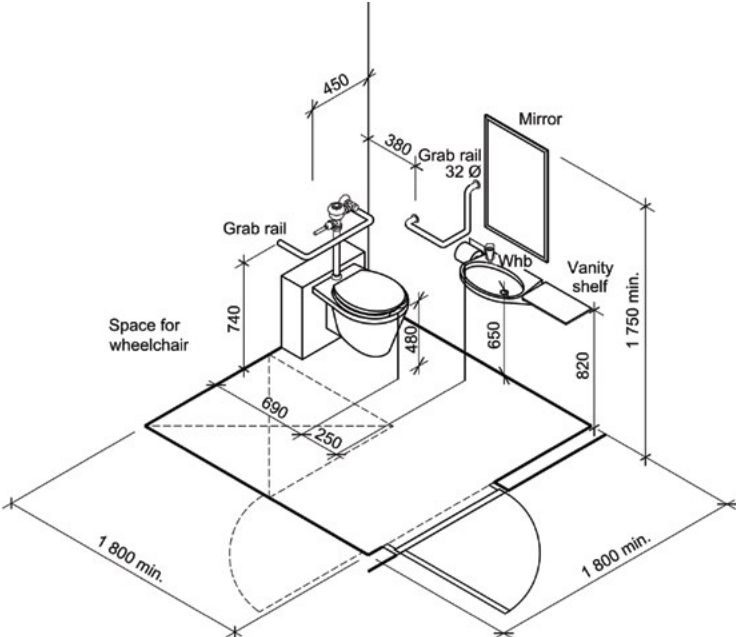
	Angle Bar CNTX700A		
	Grab rail with manufactured from Grade 304 Stainless Steel, satin finish to prevent slipping, with diameter 31,8mm. Certified product. Includes screws and dowels.		
	CNTX700A	618 x 95 x 256	2510007

Grab Rails - Mounting Recommendations

The installation of Franke Grab Rails is not limited to the examples below. These are merely guidelines on the uses of these products. Each application can be adjusted according to the requirements of the individual, dependant on the disability.

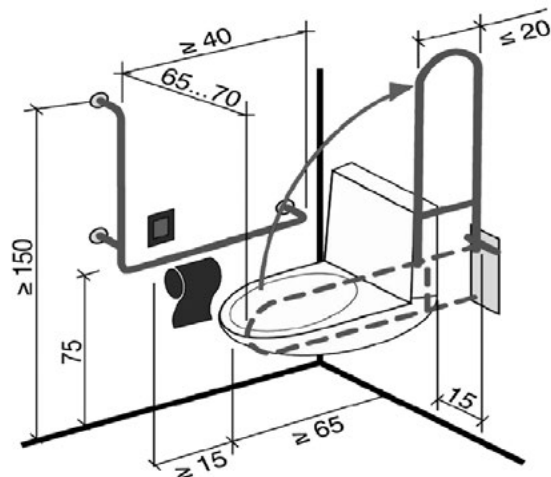


Layout for a **cistern type toilet facility**
Dimensions are all in millimeters

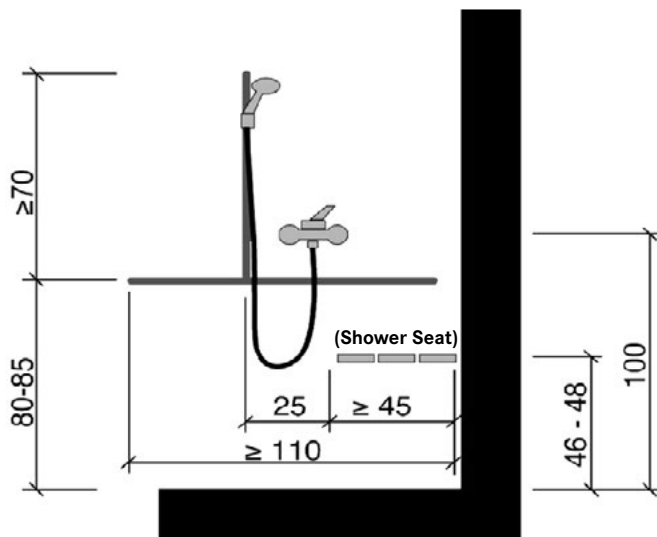


Layout for a **flush valve type toilet facility**
Dimensions are all in millimeters

Grab Rails - Mounting Recommendations



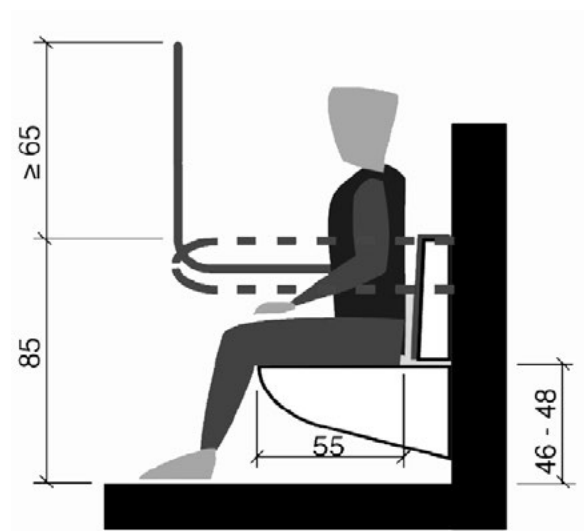
Dimensions in centimeters (cm)



Dimensions in centimeters (cm)



Dimensions in centimeters (cm)



Dimensions in centimeters (cm)

** Refer to SANS 10400-S: 2011 for installation guidelines

Mirrors & Fold Down Seat




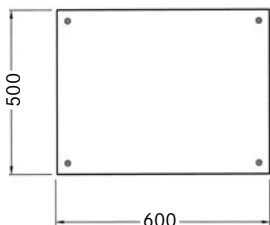



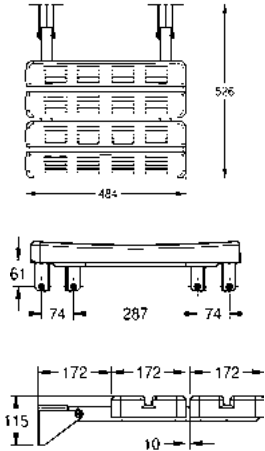
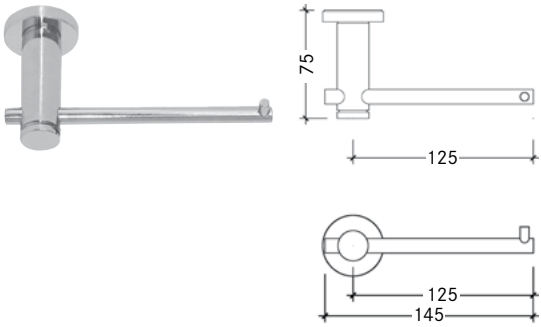
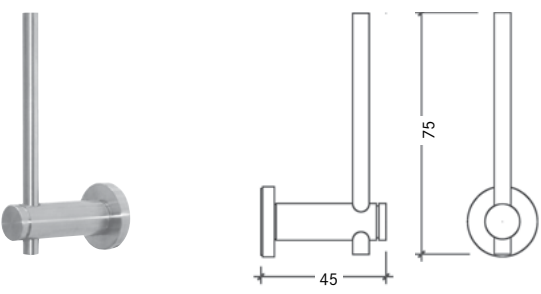
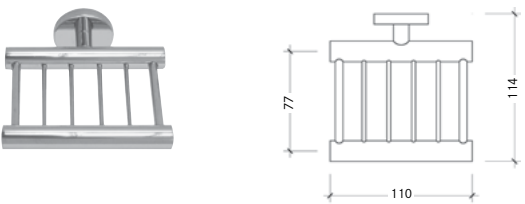
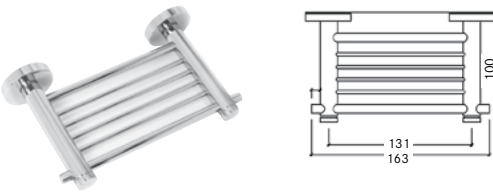

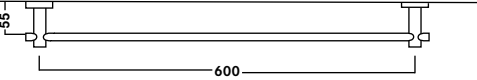

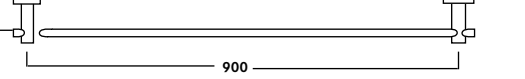

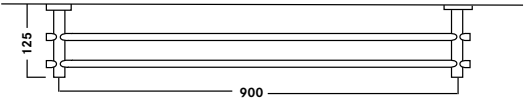
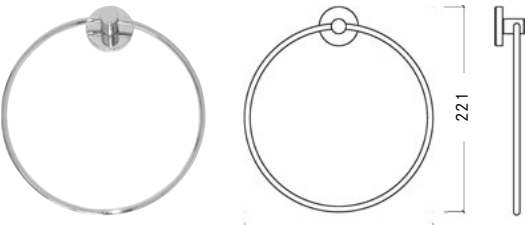
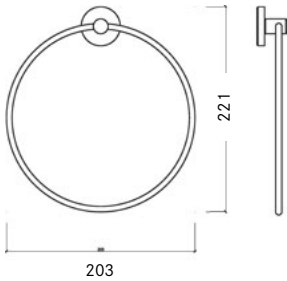

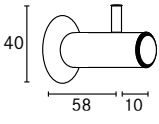
IMAGE	TYPE / MODEL	DIMENSIONS (L X D X H)	PRODUCT CODE
 	Stainless Steel Mirror CHR401 *Non-stock item with 8 week lead time* Stainless Steel mirror manufactured Grade 304 1mm thickness Stainless Steel, high polished 4 drillings.	400 x 1 x 300	2120077
 	Stainless Steel Mirrors CHR601 *Non-stock item with 8 week lead time* Stainless Steel mirror manufactured Grade 304 1mm thickness Stainless Steel, high polished 4 drillings.	600 x 1 x 500	2120078
 	Stainless Steel Mirrors M600HD *Non-stock item with 8 week lead time* Heavy duty Security Type Stainless Steel mirror. Manufactured from Grade 304 8mm thickness Stainless Steel with a reflective polished surface and concealed vandal resistant fixings. Screws and wall plugs are included.	600 x 8 x 500	2120080
 	Fold Down Seat CNTX400A Fold Down seat manufactured from grade 304 Stainless Steel. White battens made from polyethylene; round corners.	484 x 526	2120104
<h2>Accessories Spare Parts</h2>			
TYPE / MODEL	PRODUCT CODE		
Soap Dispenser Nozzle BS618/619	2330116		
Universal Lock	2120060		
Camlock CHR676	2330118		
Camlock Stainless Steel	2330117		
Soap Bowl - Plastic BS618/619	2330119		
Soap Bowl Lid BS618/619	2330120		

IMAGE	TYPE / MODEL	DIMENSIONS (L X D X H)	PRODUCT CODE
	Toilet Roll Holder BHM13P Toilet roll holder, manufactured from Polished Stainless Steel. BHM13P	145 x 75	2120086
	Spare Toilet Roll Holder BHM14P Spare toilet roll holder, manufactured from Polished Stainless Steel. BHM14P	75 x 45	2120087
	Single Arm Soap Rack BHM5P Single arm soap rack, manufactured from Polished Stainless Steel. BHM5P	110 x 114	2120088
	Double Arm Soap Rack BHM6P Double arm soap rack, manufactured from Polished Stainless Steel. BHM6P	163 x 100	2120089

Bathroom Accessories

IMAGE	TYPE / MODEL	DIMENSIONS (L X D X H)	PRODUCT CODE
 	Single Towel Rail BHM9P Single towel rail, manufactured from Polished Stainless Steel. BHM9P	600 x 55	2120081
 	Single Towel Rail BHM10P Single towel rail, manufactured from Polished Stainless Steel. BHM10P	900 x 55	2120082
 	Double Towel Rail BHM12P Double towel rail, manufactured from Polished Stainless Steel. BHM12P	900 x 125	2120083
 	Towel Ring BHM18P Towel ring, manufactured from Polished Stainless Steel. BHM18P	ø 203	2120084
 	Robe Hook with Rubber Stop BHM8P Robe hook, manufacture from Polished Stainless Steel. BHM8P	68 x 40	2120090

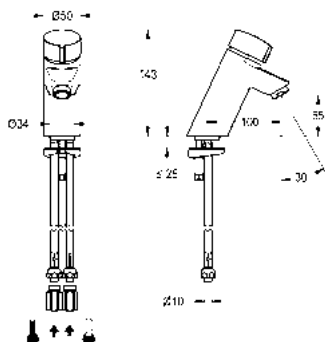
Self Closing Taps

Complementing the Franke range of accessories is a range of basin taps and mixers, designed to improve hygiene and decrease water consumption in public ablutions. The range of electronic sensor taps and self closing taps are available in a choice of designs with or without a user operated temperature mixer. When operated, the water flows for a set period, which is adjustable by the installer and then closes automatically. With good aesthetic design and very reliable technology the products meet the high demands placed on modern sanitary fittings. The taps are suitable for a wide range of applications in public, commercial washroom and sanitary installations.



Self Closing Taps

IMAGE	TYPE / MODEL	DIMENSIONS (L X D X H)	PRODUCT CODE
	Protronic-S AQUA130 Hands Free Hot and Cold Metering Tap		<p>Protronic-S mains-independent, opto-electronically-controlled washbasin mixer DN 15 with theft-proof aerator with integrated flow rate regulator. Wash basin mixer with battery operation.</p>
Technical specifications	<p>Minimum flow pressure: 1.0 bar Calculation flow rate: DW 0,07 l/s, DWW 0,07 l/s Volumetric flow: 0,1 l/s at a flow pressure of 3 bar Type of protection: IP 65</p>		<p>Self-closing single mixer</p>
AQUA130	2150004		
	Aquamix-C AQUA202 Self-Closing Hot and Cold Pillar Metering Tap	<p>For wash systems, as a basin mixer with aerator with integrated flow controller. For connecting to the hot and cold water supply. Self-closing mixing cartridge, piston-free design, with automatic and backlash-free closure. Adjustable flow duration. With finely adjustable and twist-proof temperature stop. Full metal construction, polished chromium-plated brass. Optionally with connecting hoses or connecting pipes, connecting pieces with integrated non-return valves and dirt strainers.</p>	Technical specifications
<p>Minimum flow pressure: 1.0 bar Calculation flow rate: DW 0.07 l/s; DWW 0.07 l/s Volumetric flow: 0.10 l/s at a flow pressure of 3 bar Flow time: 1–15 adjustable</p>	<p>Self-closing single mixer</p>	AQUA202	2150006
	Aqualine-C AQUA203 Self-Closing Pillar Tap	<p>Noise group I, for wash systems, with aerator and integrated flow controller. Optionally for connecting to cold water or premixed warm water. Self-closing functional cartridge, piston-free design, with automatic and backlash-free closure. Adjustable flow duration. Full metal construction, with twist-proof operating element, polished chromium-plated brass.</p>	Technical specifications
<p>Minimum flow pressure: 1.0 bar Calculation flow rate: 0.10 l/s Volumetric flow: 0.10 l/s at a flow pressure of 3 bar Flow time: 1–15 adjustable Sound insulation: Noise group I</p>	<p>Self-closing pillar tap</p>	AQUA203	2150003



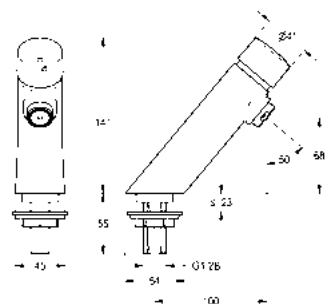
For wash systems, as a basin mixer with aerator with integrated flow controller. For connecting to the hot and cold water supply. Self-closing mixing cartridge, piston-free design, with automatic and backslash-free closure. Adjustable flow duration. With finely adjustable and twist-proof temperature stop. Full metal construction, polished chromium-plated brass. Optionally with connecting hoses or connecting pipes, connecting pieces with integrated non-return valves and dirt strainers.

Technical specifications

Minimum flow pressure:	1.0 bar
Calculation flow rate:	DW 0.07 l/s; DWW 0.07 l/s
Volumetric flow:	0.10 l/s at a flow pressure of 3 bar
Flow time:	1–15 adjustable

AQUA200

2150007

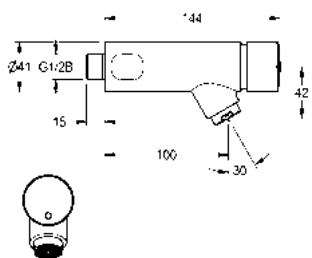


Noise group I, for wash systems, with aerator and flow straightener. Optionally for connecting to cold water or pre-mixed warm water. Self-closing functional cartridge, piston-free design, with automatic and backlash-free closure. Adjustable flow duration. Full metal construction, polished chromium-plated brass.

Minimum flow pressure:	1.0 bar
Calculation flow rate:	0.10 l/s
Volumetric flow:	0.10 l/s at a flow pressure of 3 bar
Flow time:	1-15 adjustable
Sound insulation:	Noise group I

AQUA201

2150002



Noise group I, for wash systems, with angled outlet and aerator with flow straightener. Optionally for connecting to cold water or pre-mixed warm water. Self-closing functional cartridge, piston-free design, with automatic and backlash-free closure. Adjustable flow duration. Full metal construction, polished chromium-plated brass.

Minimum flow pressure:	1.0 bar
Calculation flow rate:	0.10 l/s
Volumetric flow:	0.10 l/s at a flow pressure of 3 bar
Flow time:	1-9615 s adjustable
Sound insulation:	Noise group I

AQUA205

2150001

FRANKE SOUTH AFRICA

CALL CENTRE

Tel 0861 372 653

Fax 0866 592 073

callcenter.fsa@franke.com

www.franke.co.za

DURBAN

1194 South Coast Road,

Mobeni, Durban, 4092.

South Africa

Tel +27 31 450 6300

Fax +27 31 450 6304

GAUTENG

77 Roan Crescent,

Sage Corporate Park North,

Old Johannesburg Road,

Midrand, 1682

South Africa

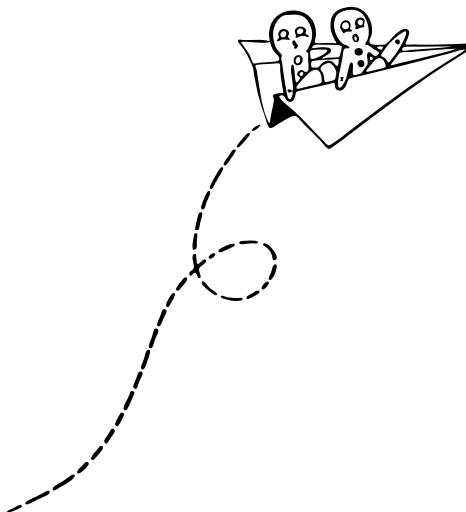
CAPE TOWN

Unit 1, 10 Gold Street,

Northgate Business Park, Northgate Estate,

Cape Town, 7405

South Africa



DISCLAIMER

The information and dates supplied in this brochure are based on the information believed to be reliable, however are not binding and inaccuracies may occur. Franke reserves the right to change Specification and design at any time without notice.

© 2016 by Franke South Africa. All rights reserved under the Copyright Act of 1987 with the amendments. Reproduction of any of the content, full or partial, is allowed only with prior written approval of Franke South Africa. No reasonable requests will be refused provided the conditions as laid out are met.



Make
it
Wonderful

FSA1604