

# WATER SYSTEMS

Accessories, Grab Rails & Taps  
Product Guide



*Make  
it  
Wonderful*



**FRANKE**

# WATER SYSTEMS

## Accessories, Grab Rails & Taps

Exos **3 - 7**

Hands-free **8 - 9**

Stratos **10 - 13**

Rodan **14 - 17**

Other Accessories **18**

Mirrors and Fold Down Seat **19**

Grab Rails **20 - 23**

Self-Closing Taps **24 - 26**

Warranty **27**



\* NOTE: All dimensions are shown in mm.

# EXOS.

## Opening Up New Horizons

EXOS. the new Franke system line, opens up new horizons with its accessories for public and semi-public areas.

One line. One system.

One consistent design language and clear-cut shapes.

EXOS. accessories by Franke – functionality and performance. Interchangeable fronts made of high quality materials, such as stainless steel and glass, are beautifully designed and can be incorporated individually in any architectural setting. Clear-cut lines. Sophisticated shapes. The timeless design makes for harmonious proportions.

EXOS. accessories by Franke.  
Features and design in harmony.

### EXOS. MATERIAL

Franke's modular EXOS. system with its range of high quality materials is perfect for any situation. Customised. Modular. In existing or new architectural settings.

EXOS. and its materials.

Sophisticated, high quality, robust, modern, easy to clean and hygienic.

Everything well thought out. In one design line.



#### Stainless steel

The use of stainless steel as a basic material for equipment in public and semi-public washrooms is standard, for good reason. This well established material combines a stylish appearance with functionality and durability.

It can be perfectly combined and can be harmoniously supplemented with materials such as glass and ceramics. Because of its material properties, stainless steel can take on and reflect the colours of its environment. Stainless steel products can easily be integrated into almost any room. This material sets standards.

#### Stainless steel with InoxPlus refinement

With Franke's InoxPlus surface coating the already easy to clean stainless steel has been approved once more. And so, annoying finger prints which previously often adhered stubbornly to stainless steel now belong practically in the past.

This is a technology where nano particles interlock with the molecules on the metal surface and thus nestle closely against microscopic imperfections. The results are deep finished, easy to clean, fingerprint-resistant surfaces.

#### Toughened safety glass

Single glazed toughened safety glass is a material which, like stainless steel, is distinguished by its timeless character and its ability to be combined with other materials. Glass and stainless steel represent high quality and timeless elegance. You can no longer imagine modern room design without these two materials. Therefore, the deliberate combination of the two materials is particularly attractive.

In accordance with safety requirements in washrooms Franke only uses toughened safety glass.



IMAGE	TYPE / MODEL	DIMENSIONS (L X D X H)	PRODUCT CODE
	<b>EXOS. Automatic Soap Dispenser</b>		
	<p>Automatic soap dispenser for wall mounting, stainless steel with satin finish, material thickness 1.2 mm, inspection window on side, infrared sensor activity for non-touch operation, LED display for low battery status, requires six 1.5 V AA batteries, suitable for liquid soap and lotions, includes 800 ml refill tank, dispenses 0.6 - 1.1 ml depending on soap, includes mounting materials. Different unit and front panel versions available.</p>		
	<b>EXOS625X</b> InoxPlus-coated main housing and front panel	120 x 120 x 326 mm	2120166
	<b>EXOS625B</b> InoxPlus-coated main housing, black toughened safety glass front panel	120 x 120 x 326 mm	2120164
	<b>EXOS625W</b> InoxPlus-coated main housing, white toughened safety glass front panel	120 x 120 x 326 mm	2120165
<b>Order on Request. 12 week lead time</b>			

	<b>EXOS. Soap Dispenser</b>		
	<p>Soap dispenser for wall mounting, stainless steel with satin finish, material thickness 1.2 mm, inspection window on side, suitable for liquid soap and lotions, 800 ml refill tank, with stainless steel push lever, easy to refill with soap tank on front panel, includes mounting materials. Different unit and front panel versions available.</p>		
	<b>EXOS618X</b> InoxPlus-coated main housing and front panel	120 x 120 x 326 mm	2120163
	<b>EXOS618B</b> InoxPlus-coated main housing, black toughened safety glass front panel	120 x 120 x 326 mm	2120161
	<b>EXOS618W</b> InoxPlus-coated main housing, white toughened safety glass front panel	120 x 120 x 326 mm	2120162
<b>Order on Request. 12 week lead time</b>			

	<b>EXOS. Foam Soap Dispenser</b>		
	<p>Foam soap dispenser for wall mounting, stainless steel with satin finish, material thickness 1.2 mm, inspection window on side, with stainless steel pull lever, suitable for Franke foam soap, includes mounting materials and 650 ml Franke foam soap. Different unit and front panel versions available.</p>		
	<b>EXOS616X</b> InoxPlus-coated main housing and front panel	120 x 120 x 326 mm	2120160
	<b>EXOS616B</b> InoxPlus-coated main housing, black toughened safety glass front panel	120 x 120 x 326 mm	2120158
	<b>EXOS616W</b> InoxPlus-coated main housing, white toughened safety glass front panel	120 x 120 x 326 mm	2120159
<b>Order on Request. 12 week lead time</b>			




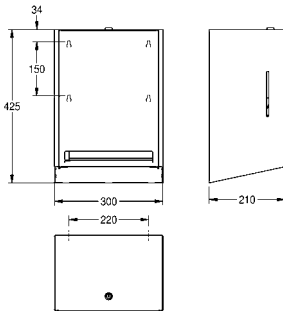

IMAGE	TYPE / MODEL	DIMENSIONS (L X D X H)	PRODUCT CODE
	<b>Interchangeable front panels for EXOS. Soap dispenser</b>		<b>NEW</b>
	<b>ZEXOS616X</b> InoxPlus-coated front panel		2330411
	<b>ZEXOS616B</b> Black toughened safety glass front panel		2330408
	<b>ZEXOS616W</b> White toughened safety glass front panel		2330410
	<b>Conversion kits for EXOS. Soap dispenser</b>		<b>NEW</b>
	Automatic soap dispenser for wall mounting, stainless steel with satin finish, material thickness 1.2 mm, inspection window on side, infrared sensor activity for non-touch operation, LED display for low battery status, requires six 1.5 V AA batteries, suitable for liquid soap and lotions, includes 800 ml refill tank, dispenses 0.6 - 1.1 ml depending on soap, includes mounting materials. Different unit and front panel versions available.		
	<b>ZEXOS625K</b> Automatic soap dispenser conversion kit including automatic unit, refill tank, assembly plate and mounting material. For liquid and foam soap dispenser EXOS618 and EXOS616.		2330413
	<b>ZEXOS618K</b> Liquid soap dispenser conversion kit including soap pump, refill tank, stainless steel lever, assembly plate and mounting material. For automatic soap dispenser and foam soap dispenser EXOS625 and EXOS616.		2330412
	<b>ZEXOS616K</b> Foam soap dispenser conversion kit including soap pump, disposable cartridge, stainless steel lever, assembly plate and mounting material. For automatic soap dispenser and liquid soap dispenser EXOS625 and EXOS618.		2330409
<b>Order on Request. 12 week lead time</b>			
	<b>EXOS. Paper towel roll dispenser</b>		<b>NEW</b>
	Manual paper towel roll dispenser for wall mounting, stainless steel with satin finish, material thickness 1.2 mm, max. roll width 205 mm, max. roll diameter 200 mm, paper perforation length 260 mm, adjustable paper roll holder for optimized paper dispensing, includes mounting materials. Different unit and front panel versions available.		
	<b>EXOS637X</b> InoxPlus-coated main housing and front panel	300 x 210 x 423 mm	2120169
	<b>EXOS637B</b> InoxPlus-coated main housing, black toughened safety glass front panel	300 x 210 x 423 mm	2120167
	<b>EXOS637W</b> InoxPlus-coated main housing, white toughened safety glass front panel	300 x 210 x 423 mm	2120168
<b>Order on Request. 12 week lead time</b>			
	<b>Interchangeable front panels for EXOS. Paper towel roll dispenser</b>		<b>NEW</b>
	<b>ZEXOS637X</b> InoxPlus-coated front panel		2330416
	<b>ZEXOS637B</b> Black toughened safety glass front panel		2330414
	<b>ZEXOS637W</b> White toughened safety glass front panel		2330415
<b>Order on Request. 12 week lead time</b>			


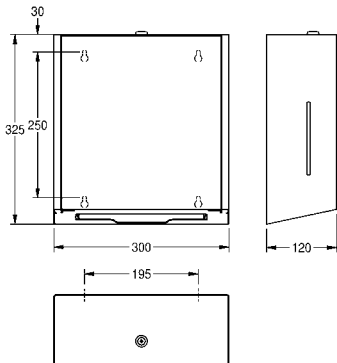


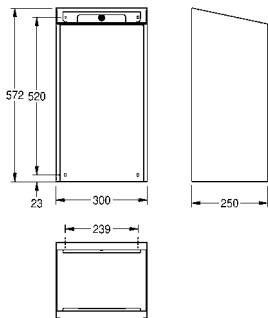


IMAGE	TYPE / MODEL	DIMENSIONS (L X D X H)	PRODUCT CODE
 	<b>EXOS. Paper towel dispenser</b> <span>NEW</span>		
	Paper towel dispenser for wall mounting, stainless steel with satin finish, material thickness 1.2 mm, inspection window on side, capacity 300 - 400 pcs for Z-folded paper, includes mounting materials. Different unit and front panel versions available.		
	<b>EXOS600X</b> InoxPlus-coated main housing and front panel	300 x 120 x 326 mm	2120154
	<b>EXOS600B</b> InoxPlus-coated main housing, black toughened safety glass front panel	300 x 120 x 326 mm	2120152
	<b>Interchangeable front panels for EXOS. Paper towel roll dispenser</b> <span>NEW</span>		
	<b>ZEXOS600X</b> InoxPlus-coated front panel		2330404
	<b>ZEXOS600B</b> Black toughened safety glass front panel		2330402
	<b>ZEXOS600W</b> White toughened safety glass front panel		2330403
Order on Request. 12 week lead time			
 	<b>EXOS. Waste bin</b> <span>NEW</span>		
	Waste bin for wall mounting, stainless steel with satin finish, material thickness 1.2 mm, capacity approx. 30 litres, integrated bag holder, includes mounting bracket and mounting materials. Different unit and front panel versions available.		
	<b>EXOS605X</b> InoxPlus-coated main housing and front panel	300 x 250 x 573 mm	2120157
	<b>EXOS605B</b> InoxPlus-coated main housing, black toughened safety glass front panel	300 x 250 x 573 mm	2120155
	<b>Interchangeable front panels for EXOS. Waste bin</b> <span>NEW</span>		
	<b>ZEXOS605X</b> InoxPlus-coated front panel		2330407
	<b>ZEXOS605B</b> Black toughened safety glass front panel		2330405
	<b>ZEXOS605W</b> White toughened safety glass front panel		2330406
Order on Request. 12 week lead time			



IMAGE	TYPE / MODEL	DIMENSIONS (L X D X H)	PRODUCT CODE
	<b>EXOS. Double Toilet Roll Holder</b>		<b>NEW</b>
	Double toilet roll holder with spindle system for wall mounting, stainless steel with satin finish, black safety glass front panel, casing with InoxPlus surface refinement for the reduction of finger marks and better cleaning characteristics (easy to clean), material thickness 1.2 mm, closed casing, for two rolls with a maximum diameter of 120 mm, when the first roll is used up, the hidden spare roll is released by sliding the bottom cover on the opposite side, includes mounting materials.		
	<b>EXOS676X</b> InoxPlus-coated main housing and front panel	280 x 193 x 147mm	2120176
	<b>EXOS676B</b> InoxPlus-coated main housing, black toughened safety glass front panel	280 x 193 x 147 mm	2120174
	<b>EXOS676W</b> InoxPlus-coated main housing, white toughened safety glass front panel	280 x 193 x 147 mm	2120175

	<b>Interchangeable front panels for EXOS. Double Toilet Roll Holder</b>		<b>NEW</b>
	<b>ZEXOS676X</b> InoxPlus-coated front panel		2330457
	<b>ZEXOS676B</b> Black toughened safety glass front panel		2330459
	<b>ZEXOS676W</b> White toughened safety glass front panel		2330458

**Order on Request. 12 week lead time**

## WASHROOM ACCESSORIES

The use of Stainless Steel as the material of first choice for products in public and semi-public washrooms has become today's standard for good reasons. This material is robust and, easy to maintain, and therefore is very durable which makes the products economical over the lifetime of the building. Sanitary fixtures that inhibit vandalism and are easy to clean help building operators to keep service and maintenance costs to a minimum.

Practical experience shows that using high-quality materials reduces the staining of products that helps to maintain the appearance of heavily used washrooms. Wash stations and accessories take on a hygienic atmosphere. Thanks to its durable and hygienic characteristics, Stainless Steel provides clean and safe products for public washrooms.



Stratos Range



Exos Range




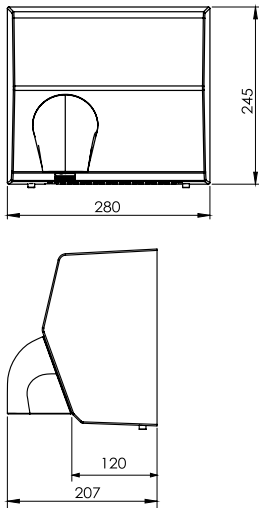

Rodan Range


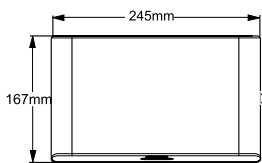

# Hands-Free

Franke always strive to find the ultimate hygiene solutions without compromising quality and durability. The hands-free accessories range offer a hygienic solution for usage in heavily frequented washrooms, wards and rest rooms. The range includes a sensor operated: soap dispenser, paper towel dispenser and hand dryers.

## Features

- Optimum Sanitary Hygiene
- Hygienic Grade 304 Stainless Steel
- Resource Efficient
- Vandalism Protection
- Infra-Red Sensor Operated

IMAGE	TYPE / MODEL	DIMENSIONS (L X D X H)	PRODUCT CODE
 	<b>Hand Dryer HF2400HD</b> Sensor operated hand dryer for wall mounting, manufactured from Grade 304 1.2mm Stainless Steel, satin finish. <ul style="list-style-type: none"> <li>- Automatic cut-off</li> <li>- Warm air output of 28m/s at 65°C</li> <li>- Adjustable sensitivity from 100 to 300mm</li> <li>- Vandal resistant lock, screws and key wrench</li> </ul> <b>Electrical specification:</b> Connection voltage: 230 V, 50Hz Watts: 2.2/2.4 kW Motor : 200W Motor with 5500 RPM		
	<b>HF2400HD</b>	280 x 207 x 245	2500001

 	<b>Warm Air Hand Dryer Jetstream Airtronic</b> Sensor operated hand dryer for wall mounting manufactured from Grade 304 1,2mm Stainless Steel, brushed finish. <ul style="list-style-type: none"> <li>- Automatic cut-off</li> <li>- Warm air output of 90m/s at 55°C</li> <li>- Adjustable sensitivity from 50 to 250mm</li> <li>- Vandal resistant lock, screws and key wrench</li> </ul> Connection voltage: 230 V, 50Hz Total Power: 1000 kW Motor: 500W motor with 29000 RPM		
	<b>JETSTREAM AIRTRONIC</b>	245 x 140 x 167	2500002


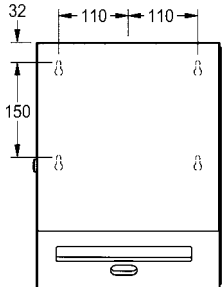

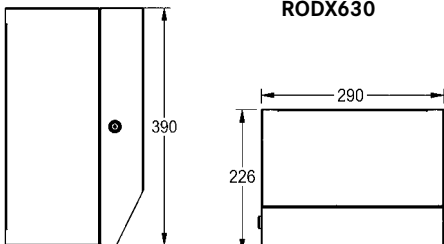
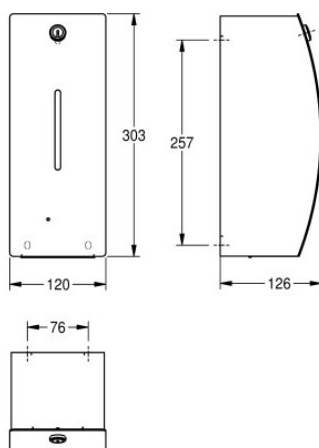
 	<b>Electronic Paper Towel Dispenser RODX630</b> Touch free paper towel dispenser for wall mounting, stainless steel, surface satin finished, material thickness 0.8 mm, folded cover with cylinder lock and standard Franke key, infrared sensor activity for non-touch operation, integrated tear-off edge, needs 4 pcs. standard D 1.5 V batteries, maintenance free mechanic and easy paper roll change mechanism, for rolls with max. width 205 mm and max. diameter 200 mm, paper length adjustable to 200, 250 and 300 mm, incl. stainless steel screws and dowels.		
	Type of Batteries: Standard D 1.5 V No. of Batteries: 4		
	<b>RODX630</b>	290 x 226 x 390	2120040-001



IMAGE	TYPE / MODEL	DIMENSIONS (L X D X H)	PRODUCT CODE
-------	--------------	------------------------	--------------



## Soap Dispenser - Electronic Sensor STRX625



Touch free soap dispenser for wall mounting, manufactured from 1.5mm Stainless Steel, satin finished. Curved front cover, cylinder lock with Franke standard key and inspection window on front. Infrared sensor activity for non-touch operation.

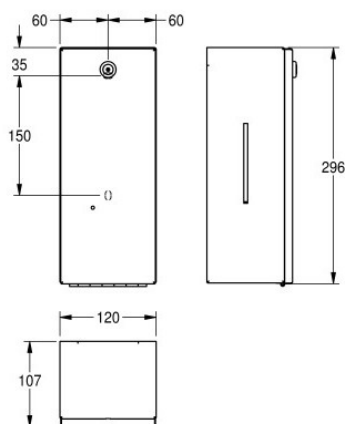
- InoxPlus surface refinement for the reduction of finger marks and better cleaning characteristics
- LED-light shows battery status
- Integrated refillable 0.8 litre soap tank suitable for liquid soaps and lotions
- Mounting height >300 mm above wash basin or table top
- Between 0.6 ml and 1.1 ml dispensed

Filling quantity: 800 ml  
Type of Batteries: AA battery 1.5 V  
No. of Batteries: 6

**STRX625**

120 x 126 x 303

2120043



## Soap Dispenser - Electronic Sensor RODX625



Touch free soap dispenser for wall mounting, manufactured from 0.8 mm Stainless Steel, satin finished. Folded front cover, cylinder lock with Franke standard key and inspection window on front. Infrared sensor activity for non-touch operation.


- LED-light shows battery status
- Integrated refillable 0.8 litre soap tank suitable for liquid soaps and lotions
- Mounting height >300 mm above wash basin or table top
- Between 0.6 ml and 1.1 ml is dispensed

Filling quantity: 800 ml  
Type of Batteries: AA battery 1.5 V  
No. of Batteries: 6

**RODX625**

120 x 107 x 296

2120107



# Stratos

## Stratos - Smart Hygiene Solutions

The Stratos Designer Range has a unique arched design which compliments any washroom, giving the space a coordinated and elegant appearance.

### Features

- Designed for heavy duty applications
- Manufactured from Grade 304 Stainless Steel
- Hygienic & vandal resistant
- Easy to clean - the STRATOS range of accessories is surface treated with InoxPlus Technology - which visibly reduces fingerprints



### What is InoxPlus Technology:

Franke has created the first stainless-steel surface treatment to use nanotechnology to provide a guaranteed long-lasting, clean finish and appearance.

### Properties:

- reduced visibility of fingerprints
- easy to clean
- temperature-resistant 25°C to +80°C
- strong adhesion to the surface
- high abrasion resistance
- resistant against most cleaners
- resistant against acids and alkaline fluids used in household cleaners





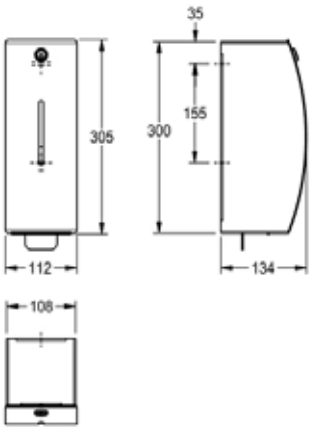

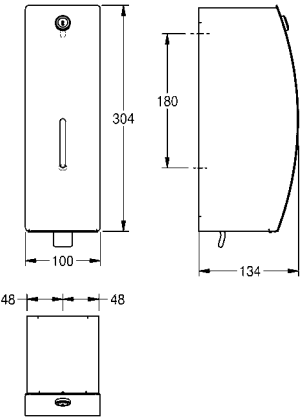

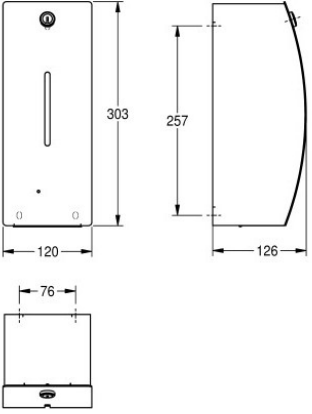

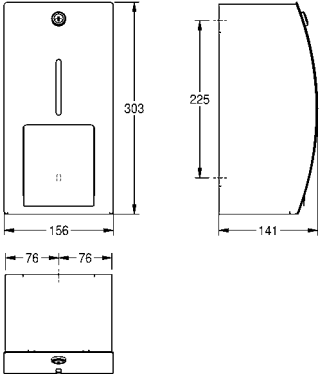
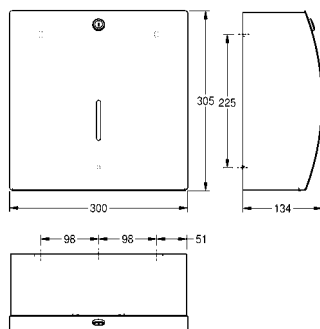
IMAGE	TYPE / MODEL	DIMENSIONS (L X D X H)	PRODUCT CODE
 	<b>Foam Dispenser STRX616</b> Foam soap dispenser for wall mounting, manufactured from 1.5 mm Stainless Steel, surface satin finished with surface treatment - InoxPlus (anti fingerprint). The foam dispenser suitable for foam soap. Type of soap container: single-use bag. Cylinder lock with Franke standard key, includes mounting kit.	STRX616 100 x 134 x 304	2120047
 	<b>Soap Dispenser STRX618</b> Surface mounted soap dispenser, manufactured from Grade 304 1,2/1,5mm Stainless Steel, satin finished with surface treatment - InoxPlus (anti fingerprint). The soap dispenser incorporates a replaceable and refillable 1 litre container which is suitable for liquid and antiseptic soaps and lotions. Cylinder lock with Franke standard key, includes mounting kit.	STRX618 100 x 134 x 304	2120041
 	<b>Soap Dispenser Electronic Sensor STRX625</b> Touch free soap dispenser for wall mounting, manufactured from 1.5mm Stainless Steel, satin finished with InoxPlus surface treatment. Curved front cover, cylinder lock with Franke standard key and inspection window on front. Infrared sensor activity for non-touch operation. - InoxPlus surface refinement for the reduction of finger marks and better cleaning characteristics - LED-light shows battery status - Integrated refillable 0.8 litre soap tank suitable for liquid soaps and lotions - Mounting height >300 mm above wash basin or table top - betw. 0.6 and 1.1 ml dispensed.	STRX625 120 x 126 x 303	2120043
 	<b>Double Toilet Roll Holder STRX672</b> <b>*Non-stock item with 8 week lead time*</b> Toilet roll holder with spindle system for wall mounting, manufactured from Grade 304 1,2/1,5mm Stainless Steel, satin finished with surface treatment - InoxPlus (anti fingerprint). Cylinder lock with Franke standard key; for 2 rolls maximum 108 mm diameter, the reserve roll is not visible dropping automatically into the dispensing position after finishing of the first roll, includes mounting kit.	STRX672 156 x 141 x 303	2120044

IMAGE	TYPE / MODEL	DIMENSIONS (L X D X H)	PRODUCT CODE
-------	--------------	------------------------	--------------



## Paper Towel Dispenser STRX600

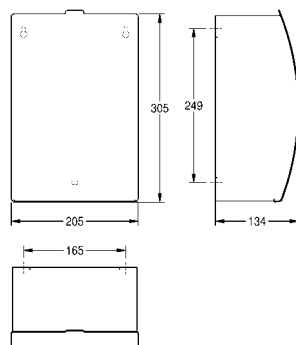
Surface mounted paper towel dispenser, manufactured from Grade 304 1,2/1,5mm Stainless Steel; satin finished with surface treatment - InoxPlus (anti fingerprint). Cylinder lock with Franke standard key. The paper towel dispenser has a capacity of 300 - 400 towels depending on the type and folding

Suitable paper towel sizes (mm):  
Min 240 x 85  
Max 250 x 105  
Ideal 250 x 95

**STRX600**

300 x 134 x 305

2120038



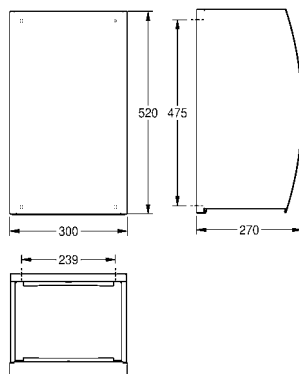
## Sanitary Towel Disposal Bin STRX611

Surface mounted sanitary towel disposal bin, manufactured from Grade 304 1,2/1,5mm Stainless Steel, satin finished with surface treatment - InoxPlus (anti fingerprint). The disposal bin incorporates a plastic container with a 3,8 litre capacity for the disposal of sanitary towels and minor waste and has a Stainless Steel continuous piano hinge, includes mounting kit.

**STRX611**

205 x 134 x 305

2120050



## Waste Bin STRX605

Surface mounted waste bin; manufactured from Grade 304 1,2/1,5mm Stainless Steel, satin finished with surface treatment - InoxPlus (anti fingerprint), with Franke cylinder lock and Franke standard key. The container has an approximately 34 litre capacity. Includes mounting kit.

**STRX605**

300 x 270 x 520

2120048




IMAGE	TYPE / MODEL	DIMENSIONS (L X D X H)	PRODUCT CODE
	<b>Recessed Single Toilet Roll Holder with Spindle STRX673E</b>  <b>*Non-stock item with 12 week lead time*</b> Toilet roll holder for recessed mounting, manufactured from Grade 304 1,2/1,5mm Stainless Steel; satin finished with surface treatment - InoxPlus (anti fingerprint). For 1 roll with maximum diameter of 110mm, includes mounting kit.  Recessed 90mm into wall. <b>STRX673E</b>	153 x 153 x 65	2120045
	<b>Recessed Double Toilet Roll Holder with Spindle STRX672E</b>  <b>*Non-stock item with 12 week lead time*</b> Toilet roll holder with spindle system for recessed mounting. Manufactured from Grade 304 Stainless Steel; satin finished with surface treatment - InoxPlus (anti fingerprint). Thickness 1,2/1,5mm. Cylinder lock with Franke standard key; for rolls maximum 108mm diameter, the reserve roll is not visible dropping automatically into the dispensing position after finishing of the first roll; includes mounting kit.  Recessed 90mm into wall. <b>STRX672E</b>	183 x 142 x 331	2120046
	<b>Recessed Paper Towel Dispenser STRX600E</b>  <b>*Non-stock item with 12 week lead time*</b> Recessed paper towel dispenser, manufactured from Grade 304 1,2/1,5mm Stainless Steel, surface satin finished with surface treatment - InoxPlus (anti fingerprint). Cylinder lock with Franke standard key; the paper towel dispenser has a capacity of 300 - 400 towels depending on the type and folding; includes mounting kit.  Recessed 90mm into wall. <b>STRX600E</b>	327 x 147 x 632	2120039

Order on Request. 12 week lead time





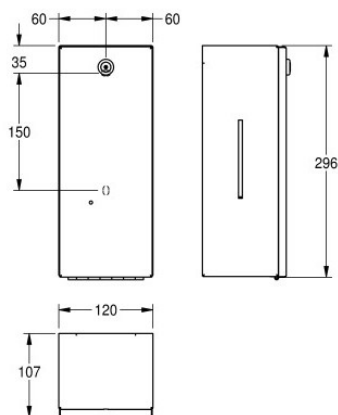
# Rodan

## Rodan - Timeless Washroom Design

The timeless design of Rodan Stainless Steel fixtures with their angular side-profiles lends itself to the contemporary decor of heavily frequented washrooms and restrooms. These accessories open to planners and operators the possibility of economical and aesthetically pleasing customised washroom design.

### Features

- Manufactured from Grade 304 Stainless Steel
- Wall and recessed mounted models available
- Mounting Kit included
- 0.8 mm Material thickness



### Soap Dispenser-Electronic Sensor RODX625

Touch free soap dispenser for wall mounting, manufactured from 0.8 mm Stainless Steel, satin finished. Folded front cover, cylinder lock with Franke standard key and inspection window on front. Infrared sensor activity for non-touch operation.

- LED-light shows battery status
- Integrated refillable 0.8 litre soap tank suitable for liquid soaps and lotions
- Mounting height >300 mm above wash basin or table top
- Betw. 0.6 and 1.1 ml is dispensed

Filling quantity: 800 ml  
Type of Batteries: AA Mignon battery 1.5 V  
No. of Batteries: 6

**RODX625**

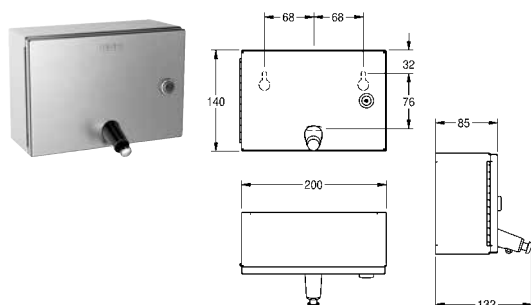
120 x 107 x 296

2120107





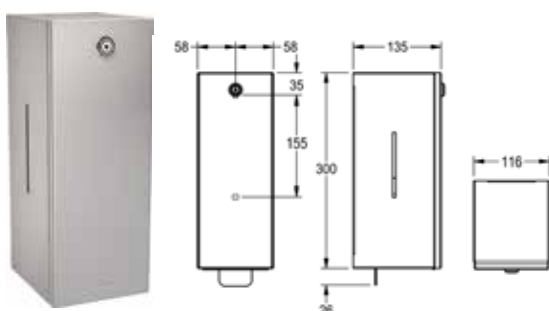
IMAGE	TYPE / MODEL	DIMENSIONS (L X D X H)	PRODUCT CODE
-------	--------------	------------------------	--------------



### Soap Dispenser RODX619

Soap dispenser for wall mounting, manufactured from 0.8 mm Stainless Steel, surface satin finished, folded front cover, cylinder lock with Franke standard key, suitable for liquid soaps and lotions, 1 litre soap tank, push button on front, includes Stainless Steel screws and dowels.

**RODX619** 200 x 85 x 140 2120095

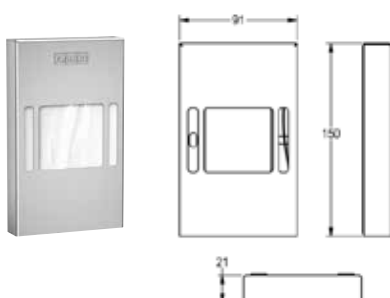


### Foam Dispenser RODX616

Foam soap dispenser for wall mounting, manufactured from 0,8 mm Stainless Steel, surface satin finished. Cylinder lock with Franke standard key, inspection windows on sides, suitable for foam soap. Includes Stainless steel pull lever and mounting kit.

- Filling quantity: 650 ml

**RODX616** 116 x 135 x 326 2120105

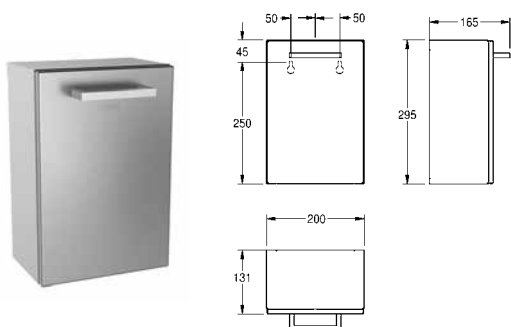


### Hygiene Bag Dispenser RODX191

Hygiene bag dispenser for wall mounting, manufactured from 0.8 mm Stainless Steel, surface satin finished, edges not welded, inboard lug to hold package, withdrawal from front, incl. premounted double side self-adhesive tape and stainless steel screws and dowels, includes cleaning rag to clean bonding surface.

- Filling quantity: 30 pieces

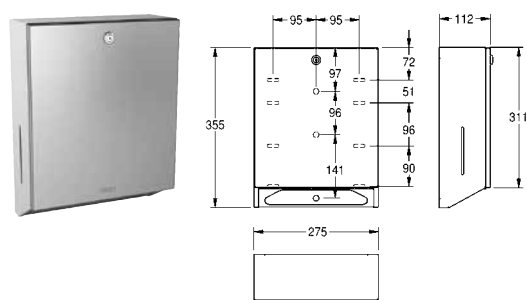
**RODX191** 91 x 21 x 150 2120106



### Sanitary Towel Disposal and Waste Bin for Wall Mounting RODX611

Sanitary towel disposal and waste bin for wall mounting, stainless steel, surface satin finished, material thickness 0.8mm, flat front cover, approx. 3.7 litre capacity, removable plastic container inside, incl. stainless steel screws and dowels.

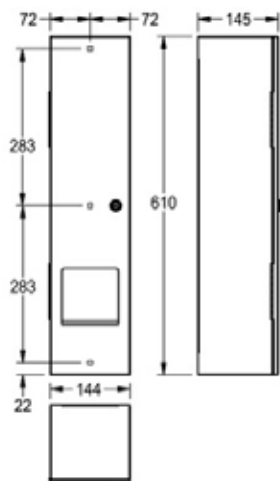
**RODX611** 200 x 295 x 165 2120070



### Paper Towel Dispenser RODX600

Paper towel dispenser for wall mounting, 0.8 mm Stainless Steel, surface satin finished, folded front cover, cylinder lock with Franke standard key, inspection windows on sides, loading capacity 500 - 800 pcs. of paper depending on convolution, incl. Stainless Steel screws and dowels.

**RODX600** 275 x 112 x 355 2120099



## 4 Toilet Roll Holder Dispenser RODX674B

**\*Non-stock item with 8 week lead time\***

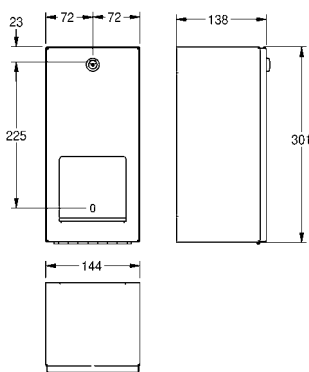
Toilet roll holder for 4 rolls for wall mounting, manufactured from 0.8 mm Stainless Steel, surface satin finished, with spindle system, cylinder lock with Franke standard key, includes Stainless Steel screws and dowels.

-Maximum depth/diameter of consumable: 110 mm  
-Maximum width of consumable: 110 mm

**RODX674**

144 x 145 x 610

2120103



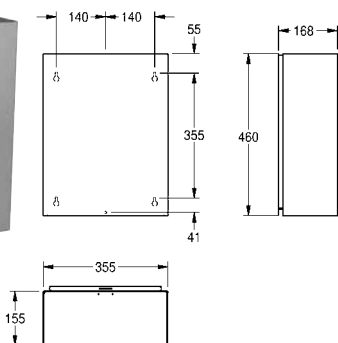
## Double Toilet Roll Holder with Spindle System RODX672

Double toilet roll holder with spindle system for wall mounting, Stainless Steel, surface satin finished, folded front cover, cylinder lock with Franke standard key. For 2 rolls with max. Ø 120 mm, second roll will be released after consumption of first roll, with spindles, reserve roll not visible. Includes Stainless Steel screws and dowels.

**RODX672**

144 x 138 x 301

2120101



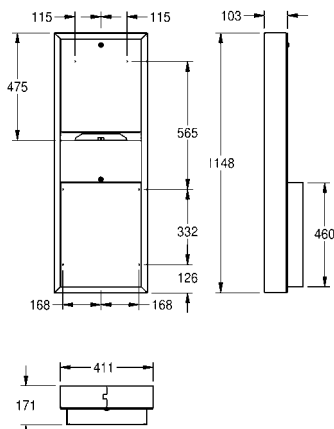
## Waste Bin For Wall Mounting RODX605

Waste Bin for wall mounting, 0.8 mm Stainless Steel, surface satin finished. Rounded edges, approx. 23 litre capacity, mounting either with mounting bracket or directly onto the wall, includes Stainless Steel screws and dowels.

**RODX605**

355 x 168 x 460

2120097



## Paper Towel Dispenser and Waste Bin Combination RODX602


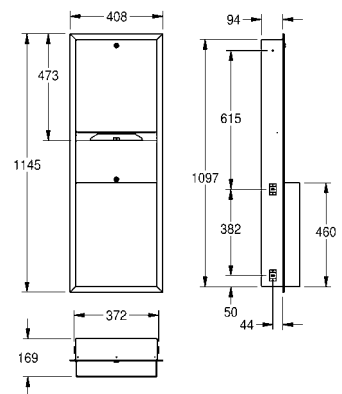
**\*Non-stock item with 8 week lead time\***

Combination paper towel dispenser and waste bin for wall mounting, 0.8 mm Stainless Steel, surface satin finished. Folded front cover. Cylinder lock with Franke standard key, loading capacity 500 - 800 paper towels depending on brand and folding, waste bin with approx. 23 litre capacity, includes Stainless Steel screws and dowels.

**RODX602**

411 x 171 x 1148

2120093

IMAGE	TYPE / MODEL	DIMENSIONS (L X D X H)	PRODUCT CODE
 	<b>Recessed Soap Dispenser RODX619E</b> <b>*Non-stock item with 8 week lead time*</b> Soap dispenser for recessed mounting, 0.8 mm Stainless Steel, surface satin finished, folded front cover. Cylinder lock with Franke standard key, suitable for liquid soaps and lotions, 1 litre soap tank, push button on front, includes Stainless Steel screws and dowels.	241 x 86 x 243	2120096
 	<b>Recessed Paper Towel Dispenser RODX600E</b> <b>*Non-stock item with 8 week lead time*</b> Paper towel dispenser for recessed mounting, 0.8 mm Stainless Steel, surface satin finished, folded front cover, cylinder lock with Franke standard key, loading capacity 500 - 800 paper towels depending on convolution, includes Stainless Steel screws and dowels.	324 x 112 x 513	2120100
 	<b>Recessed Double Toilet Roll Holder with Spindle System RODX672E</b> <b>*Non-stock item with 8 week lead time*</b> Double toilet roll holder with spindle system for recessed mounting, 0.8 mm Stainless Steel, surface satin finished. Folded front cover. Cylinder lock with Franke standard key. For 2 rolls with max. Ø 120 mm, second roll will be released after consumption of first roll, reserve roll not visible, includes Stainless Steel screws and dowels.	184 x 138 x 341	2120102
 	<b>Recessed Waste Bin RODX605E</b> <b>*Non-stock item with 8 week lead time*</b> Waste bin for recessed mounting, 0.8 mm Stainless Steel, surface satin finished. Rounded edges. Cylinder lock with Franke standard key, approx. 23 liter capacity, mounting with in-wall frame, includes Stainless Steel screws and dowels.	408 x 169 x 690	2120098
 	<b>Recessed Paper Towel Dispenser and Waste Bin Combination RODX602E</b> <b>*Non-stock item with 8 week lead time*</b> Paper towel dispenser and waste bin combination for recessed mounting, 0.8 mm Stainless Steel, surface satin finished. Folded front cover. Cylinder lock with Franke standard key, loading capacity 500 - 800 pcs. of paper depending on convolution, waste bin with approx. 23 liter capacity, includes Stainless Steel screws and dowels.	408 x 169 x 1145	2120094

Order on Request. 12 week lead time

## Other Accessories

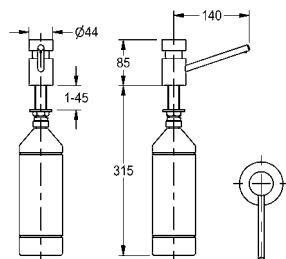
Suitable for use in all areas



## Features

- Classic Design
- Manufactured from Grade 304 Stainless Steel, Brushed finish
- Front Sections made with pressed fittings
- Precision Locking
- Surface-mounted models
- Controlled paper outlet
- Automatic loading of toilet rolls
- Self-closing flap lid

IMAGE	TYPE / MODEL	DIMENSIONS (L X D X H)	PRODUCT CODE
-------	--------------	------------------------	--------------



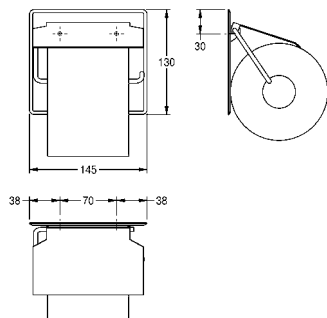
### Soap Dispenser SD80

Soap Dispenser, for basin or counter top installations, manufactured from chromium plated brass. Incorporates a replaceable 1 litre polyethylene container for use with liquid soap. Can be filled from above if required. Installation hole diameter required is 22mm.

**SD80**

Ø 44 x 85 x 144

2120059



### Single Toilet Roll Holder BS677

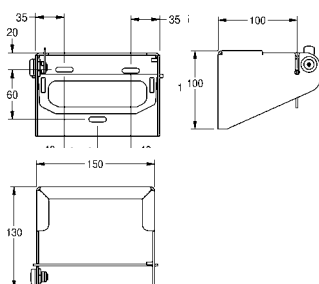
Toilet paper roll holder with lid for wall mounting, manufactured from 0.9mm Grade 304 Stainless Steel, satin finish. The dispenser takes one roll with a maximum 130mm Ø. Includes screws and wall plugs.

Paper size 130mm Ø maximum

**BS677**

145 x 25 x 130

2120065



### Single Toilet Roll Holder CHR675

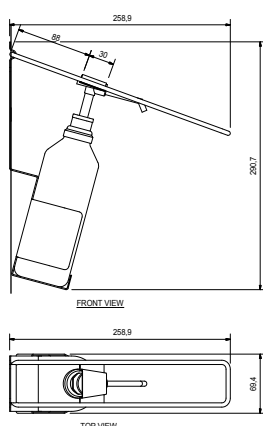
Toilet paper roll holder for wall mounting, manufactured from Grade 304 3mm Stainless Steel with a Stainless Steel thief resistant controlled delivery spindle. Franke standard lock and key, surface satin finish. The dispenser takes one roll with a standard size 120mm Ø. Includes screws and dowels.

Paper size 130mm Ø maximum

**CHR675**

150 x 130 x 100

2120063



### Elbow Operated - Hand Sanitiser Dispenser


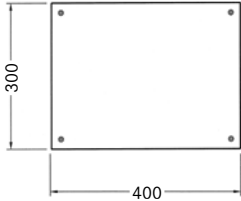

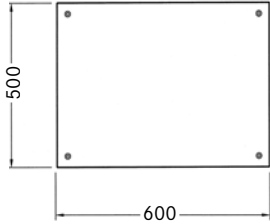



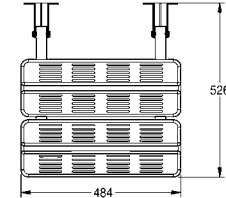
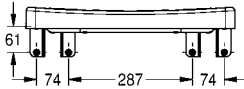
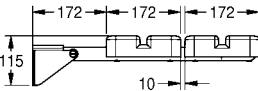
Franke Model HSD Hand Sanitizer Dispenser elbow operated manufactured in Grade 304 stainless steel. The unit shall be fitted with a hinged elbow action lever and a holder to suit a 500ml refillable pump action plastic bottle. Unit to be fitted to wall using 6mm screws and wall plugs.

- Grade 304 stainless steel
- Elbow operated to reduce contamination

Hand Sanitiser Dispenser with Bottle - 2120125  
Spare Bottle - 2120136



## Mirrors & Fold Down Seat

IMAGE	TYPE / MODEL	DIMENSIONS (L X D X H)	PRODUCT CODE
 	<b>Stainless Steel Mirror CHR401</b>  <b>*Non-stock item with 8 week lead time*</b> Stainless Steel mirror manufactured Grade 304 1mm thickness Stainless Steel, high polished 4 drillings.	400 x 1 x 300	2120077
 	<b>Stainless Steel Mirrors CHR601</b>  <b>*Non-stock item with 8 week lead time*</b> Stainless Steel mirror manufactured Grade 304 1mm thickness Stainless Steel, high polished 4 drillings.	600 x 1 x 500	2120078
 	<b>Stainless Steel Mirrors M600HD</b>  <b>*Non-stock item with 8 week lead time*</b> Heavy duty Security Type Stainless Steel mirror. Manufactured from Grade 304 8mm thickness Stainless Steel with a reflective polished surface and concealed vandal resistant fixings. Screws and wall plugs are included.	600 x 8 x 500	2120080
   	<b>Fold Down Seat CNTX400A</b>  Fold Down seat manufactured from grade 304 Stainless Steel. White battens made from polyethylene; round corners.	484 x 526	2120104

## Accessories Spare Parts


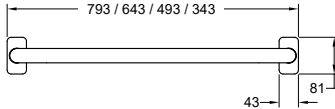


TYPE / MODEL	PRODUCT CODE
Soap Dispenser Nozzle BS618/619	2330116
Universal Lock	2120060
Camlock CHR676	2330118
Camlock Stainless Steel	2330117
Soap Bowl - Plastic BS618/619	2330119
Soap Bowl Lid BS618/619	2330120


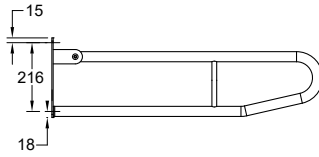
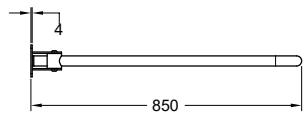
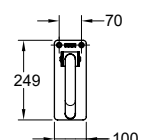
## Grab Rails


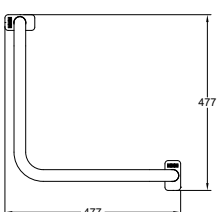
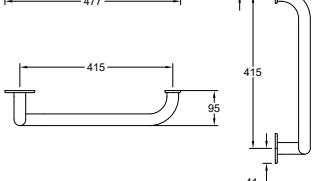
Convenient and well laid out bathrooms using grab rails are now common in washrooms for use in private homes as well as the public, clinical and care sectors. Franke grab rails have easy-to-grip satin surface finish together with a comfortable rail diameter of 32mm to help prevent slipping, and make bath and shower time and the use of toilet facilities easier for everyone.


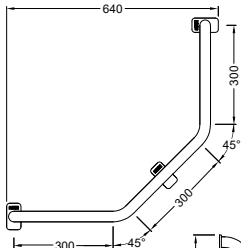
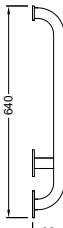





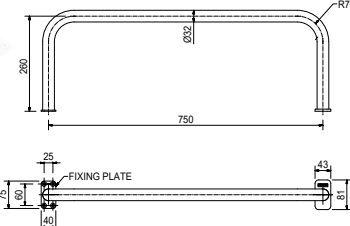
IMAGE	TYPE / MODEL	DIMENSIONS (L X D X H)	PRODUCT CODE	
	<div><div></div><div><h3>Straight</h3><p>Grab rail with manufactured from Grade 304 Stainless Steel, satin finish to prevent slipping, with diameter 31,8mm. Certified product. Includes screws and dowels.</p></div></div>			
		<b>CNTX300</b>	300 x 95	2510002
		<b>CNTX450</b>	450 x 95	2510003
		<b>CNTX600</b>	600 x 95	2510005
		<b>CNTX750*</b>	750 x 95*	2510006
	* Recommended for Concealed Cistern			


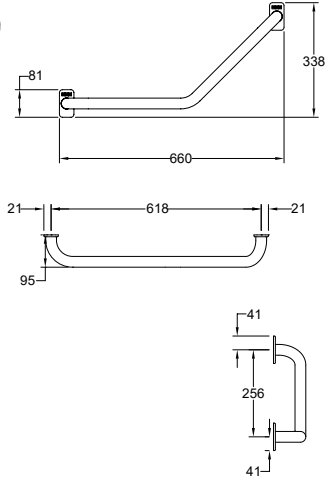
	<h2>Fold Down Paraplegic CNTX70B</h2> <p>Grab rail with manufactured from Grade 304 Stainless Steel, satin finish to prevent slipping, with diameter 31,8mm. Certified product. Includes screws and dowels.</p> <table><tr><td><b>CNTX70B</b></td><td>850 x 100 x 249mm</td><td>2510001</td></tr></table>			<b>CNTX70B</b>	850 x 100 x 249mm	2510001
	<b>CNTX70B</b>	850 x 100 x 249mm	2510001			
						
						
						

	<h2>Angle Bar 90 Degree CNTX21</h2>		
	<p>Grab rail with satin finish to prevent slipping, with an ergonomical, comfortable diameter of about 32 mm. Mounting plates are applied for easy mounting. Covers in Grade 304 Stainless Steel. Certified Product. Includes screws and dowels are included. Horizontal - vertical.</p>		
			
			
	<b>CNTX21</b>	415 x 95 x 415	2510008

	<h2>Paraplegic CNTXPAR</h2> <p>Grab rail with manufactured from Grade 304 Stainless Steel, satin finish to prevent slipping, with diameter 31,8mm. Certified product. Includes screws and dowels.</p>			
		<b>CNTXPAR</b>	300 x 96 x 300	2510012
				

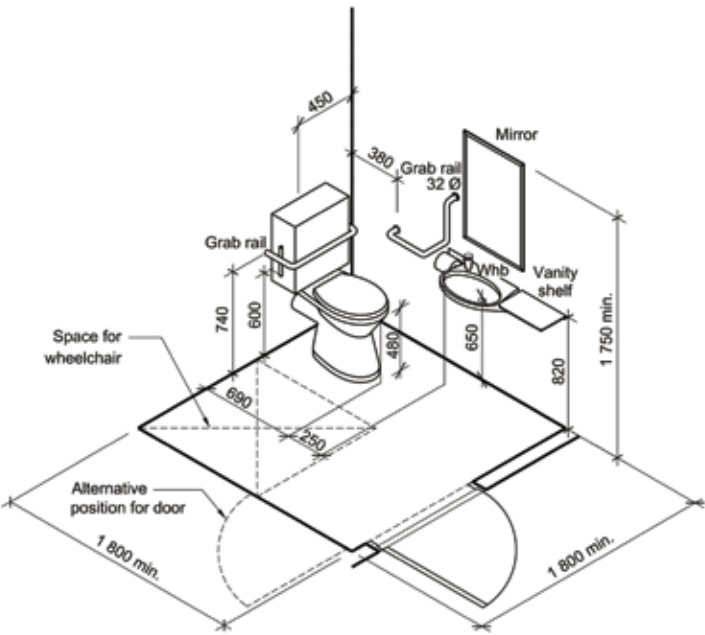
# Grab Rails

IMAGE	TYPE / MODEL	DIMENSIONS (L X D X H)	PRODUCT CODE
 	<b>Cistern &amp; Flush Valve Back Rail CNTXBR</b>		
	Grab rail with manufactured from Grade 304 Stainless Steel, satin finish to prevent slipping, with diameter 32mm. Certified product. Includes screws and dowels.		
	<b>CNTXBR</b>	750 x 260	2510014

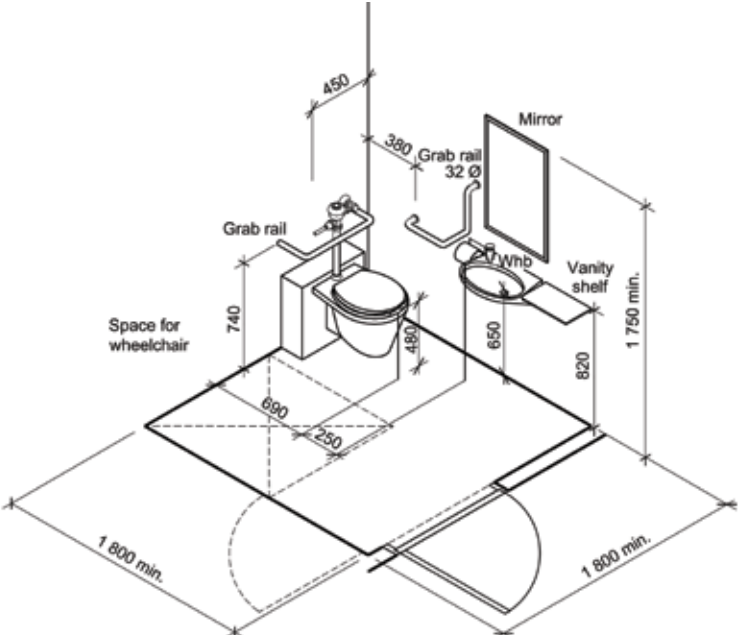
 	<b>Angle Bar CNTX700A</b>		
	Grab rail with manufactured from Grade 304 Stainless Steel, satin finish to prevent slipping, with diameter 31,8mm. Certified product. Includes screws and dowels.		
	<b>CNTX700A</b>	618 x 95 x 256	2510007

## Grab Rails - Mounting Recommendations

The installation of Franke Grab Rails is not limited to the examples below. These are merely guidelines on the uses of these products. Each application can be adjusted according to the requirements of the individual, dependant on the disability.

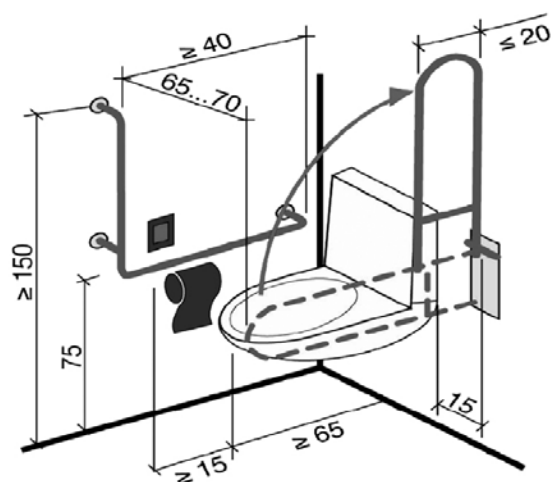


Layout for a **cistern type toilet facility**  
 Dimensions are all in millimeters

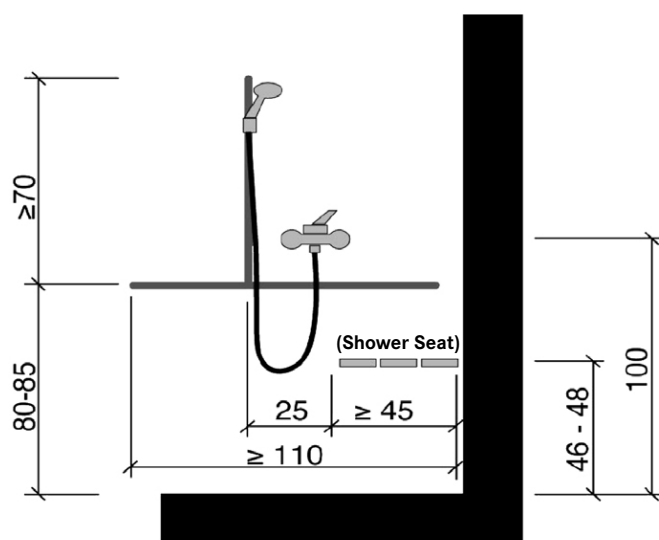


Layout for a **flush valve type toilet facility**  
 Dimensions are all in millimeters

## Grab Rails - Mounting Recommendations



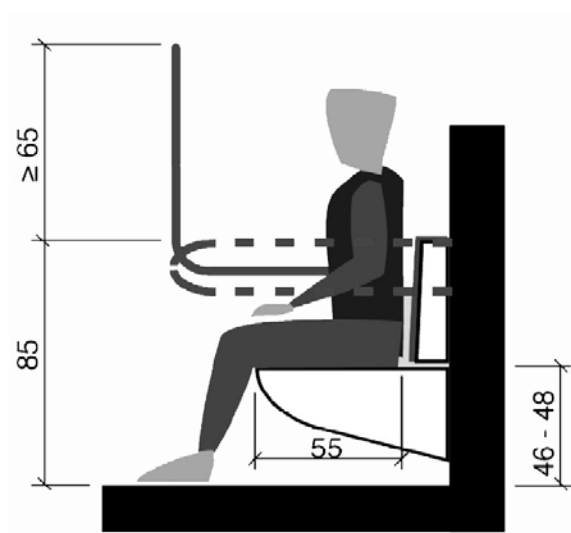
Dimensions in centimeters (cm)



Dimensions in centimeters (cm)



Dimensions in centimeters (cm)



Dimensions in centimeters (cm)

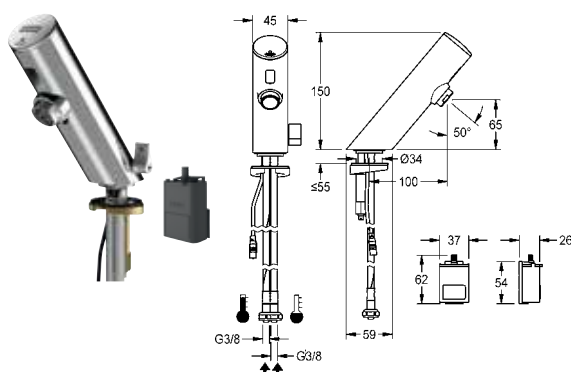
\*\* Refer to SANS 10400-S: 2011 for installation guidelines

## Self-Closing Taps

Complementing the Franke range of accessories is a range of basin taps and mixers, designed to improve hygiene and decrease water consumption in public ablutions. The range of electronic sensor taps and self closing taps are available in a choice of designs with or without a user operated temperature mixer. When operated, the water flows for a set period, which is adjustable by the installer and then closes automatically. With good aesthetic design and very reliable technology the products meet the high demands placed on modern sanitary fittings. The taps are suitable for a wide range of applications in public, commercial washroom and sanitary installations.



IMAGE	TYPE / MODEL	DIMENSIONS (L X D X H)	PRODUCT CODE
-------	--------------	------------------------	--------------



## F3EM1006 Electronic Pillar Tap

**NEW**

The F3EM1006 is opto-electronically controlled. For connection to hot and cold water via hoses with integrated backflow preventer and strainers. Control electronics, solenoid valve cartridge and sensor in all-metal housing, high-polished chromium-plated brass, with temperature lever and adjustable, turn-proof temperature stop. Aerator with integrated flow regulator 3.0 l/min. Activated water hygiene flushing 24 hours after last activation, safety switch-off with continuous reflection and saving of statistical data. With option for parameterization and communication via optional, bidirectional remote control. With battery compartment including 6 V lithium battery (CR-P2) for installation under the washbasin.

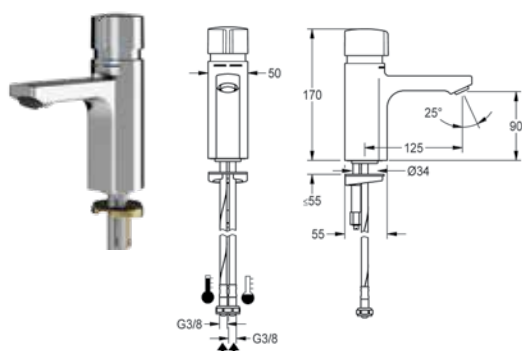
### Technical specifications

Minimum flow pressure:	1.0 bar
Maximum flow pressure:	6.0 bar
Volumetric flow:	3.0L/minute at a flow pressure of 3 bar
Battery	6V (CR-P2)

Self-closing single mixer

**F3EM1006**

2150032



## F5SM1001 Self-Closing Pillar Tap

**NEW**

The F5SM1001 self-closing pillar mixer DN 15 as single-mixer tap for sanitary facilities. FRAMIC self-closing mixing cartridge, hydraulically controlled, low-maintenance and stagnation-free, with ceramic disc technology, self-closing, flow pressure-independent due to medium-separated design. Stepless adjustment of flow duration. With adjustable, turn-proof temperature stop. For connection to hot water and cold water via hoses with integrated backflow preventer and strainers. All-metal construction, high-polished chromium-plated brass. Anti-theft aerator, SLIM design, with integrated flow regulator 5.0 l/min

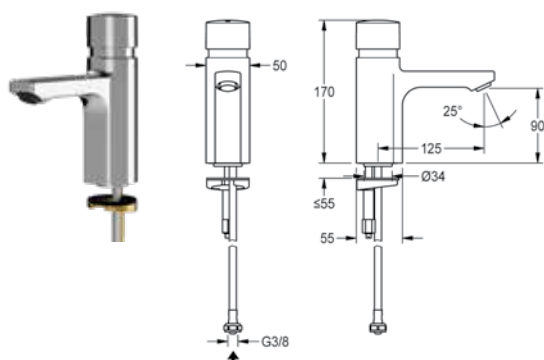
### Technical specifications

Minimum flow pressure:	0.5 bar
Maximum flow pressure:	6.0 bar
Volumetric flow:	5.0L/minute at a flow pressure of 3 bar
Flow time:	5-60s adjustable

Self-closing single mixer

**F5SM1001**

2150030



## F5SV1001 Self-Closing Pillar Tap

**NEW**

F5S self-closing pillar tap DN 15 for sanitary facilities. FRAMIC self-closing cartridge, hydraulically controlled, low-maintenance and stagnation-free, with ceramic disc technology, self-closing, flow pressure-independent due to medium-separated design. Stepless adjustment of flow duration. For connection to pre-mixed hot water or cold water via hose including strainer seal. All-metal construction, high-polished chromium-plated brass. Anti-theft aerator, SLIM design, with integrated flow regulator 5.0 l/min.

### Technical specifications

Minimum flow pressure:	0.5 bar
Maximum flow pressure:	6.0 bar
Volumetric flow:	5.0L/minute at a flow pressure of 3 bar
Flow time:	5-60s adjustable

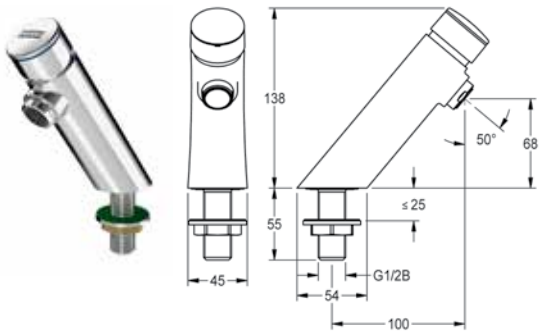
Self-closing pillar tap

**F5SV1001**

2150031

# Self-Closing Taps

IMAGE	TYPE / MODEL	DIMENSIONS (L X D X H)	PRODUCT CODE
-------	--------------	------------------------	--------------



## F3SV1001 Self-Closing Pillar Tap

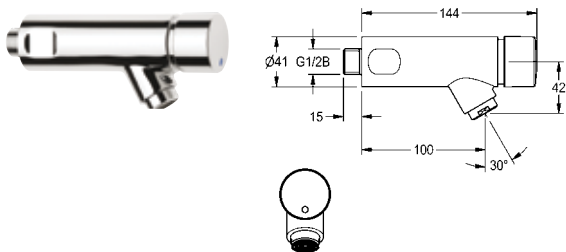
**NEW**

F3S Self-closing pillar tap DN 15 for sanitary facilities. Self-closing cartridge, hydraulically controlled, piston-free design, self-closing, stepless adjustment of flow duration. For connection to pre-mixed hot water or cold water. Casing, high-polished chromium-plated brass. Aerator with an integrated flow regulator 3.0 l/min.

<b>Technical specifications</b>	
Minimum flow pressure:	1.0 bar
Maximum flow pressure:	6.0 bar
Volumetric flow:	3.0L/minute at a flow pressure of 3 bar
Flow Time	5-20s adjustable

Self-closing single mixer

**F3SV1001** 2150029



## Aqualine-S AQUA205 Self-Closing Bib Tap

Noise group I, for wash systems, with angled outlet and aerator with flow straightener. Optionally for connecting to cold water or pre-mixed warm water. Self-closing functional cartridge, piston-free design, with automatic and backlash-free closure. Adjustable flow duration. Full metal construction, polished chromium-plated brass.

<b>Technical specifications</b>	
Minimum flow pressure:	1.0 bar
Maximum flow pressure:	6.0 bar
Volumetric flow:	6.0L/minute at a flow pressure of 3 bar
Flow time:	5-20s adjustable

Self-closing bib tap

**AQUA205** 2150001





## FRANKE SOUTH AFRICA

### WARRANTY POLICY

**The warranty is applicable within the republic of South Africa, Namibia, Botswana, Lesotho and Swaziland.**

**Warranty claims are subject to the following conditions:**

- 1.0 The product has been used in an application that is suitable for the design and correct specification.
- 2.0 The product has been maintained and not damaged through the use of unsuitable chemicals and /or abrasive materials.
- 3.0 The products has not been exposed to unsuitable chemicals which could affect the material. These chemicals include but not limited to chlorine, household bleach, certain acid containing cleaners and exposure to salt water conditions. (Refer to Cleaning and maintenance of Stainless Steel on the website [www.franke.co.za](http://www.franke.co.za)).
- 4.0 Installation was done by a competent electrician or plumber and that the installation is in accordance with the instruction manual supplied with the product.
- 5.0 The product has not been tampered with or modified.
- 6.0 Fair wear and tear excluded.

**Commercial and Medical Products:**

- Washroom Accessories (Soap Dispensers, Paper Towel Dispensers, Waste Bins, etc) - 12 months against manufacturing defects.
- Electronic Hand Dryers - 5 years against manufacturing defects.
- Accessories and Spares - 6 months against manufacturing defects.

## FRANKE SOUTH AFRICA

### CALL CENTRE

Tel 0861 372 653

Fax 0866 592 073

enquiry.fsa@franke.com

www.franke.co.za

### DURBAN

1194 South Coast Road,  
Mobeni, Durban, 4092.

South Africa

Tel +27 31 450 6300

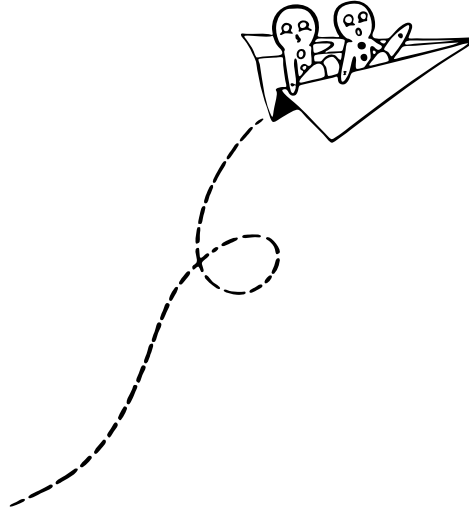
Fax +27 31 450 6304

### GAUTENG

Unit 5, Platinum Close,  
Tsessebe Crescent,  
Sage Corporate Park South,  
Midrand, Johannesburg, 1682  
South Africa

### CAPE TOWN

Unit 1, Gold Street,  
Northgate Business Park, Northgate Estate,  
Cape Town, 7405  
South Africa



### DISCLAIMER

The information and dates supplied in this brochure are based on the information believed to be reliable, however are not binding and inaccuracies may occur. Franke reserves the right to change Specification and design at any time without notice.

© 2018 by Franke South Africa. All rights reserved under the Copyright Act of 1987 with the amendments. Reproduction of any of the content, full or partial, is allowed only with prior written approval of Franke South Africa. No reasonable requests will be refused provided the conditions as laid out are met.

FSA1811



[makeitwonderful.co.za](http://makeitwonderful.co.za)

