



Summer Place
SPAS & BATHS®
ESTABLISHED 1968

HYDROTHERAPY IN YOUR HOME

WWW.SUMMERPLACE.CO.ZA



Since its inception in 1968 as an upmarket swimming pool construction business, Summer Place has evolved into a trusted leader in the spa and bath market.

For nearly half a century, the business has demonstrated its dedication to innovative design and superior quality.

CLOUD ISLAND BATH

Clean lines and a minimalistic design epitomise the Cloud Island.

The timeless shape of an oval bath has proven to be a popular centrepiece in any bathroom.

Shiatsu micro-jets and centre-air jets



SPECIFICATIONS

HYDRAULIC DETAILS		STD	DELUX
Capacity litres		300	300
ELECTRICAL DETAILS			
Volts		220	220
Electric pump	kW	1.1	2 x 1.1
	Hz	50	50





CLOUD DELUX



CLOUD STANDARD

KEY FEATURES

CLOUD ISLAND DELUX

- 1 Five 90-litre p/min centre-air jets
- 2 Twelve Shiatsu micro-jets
- 3 Two water intakes
- 4 Two on/off jet buttons

CLOUD ISLAND STANDARD

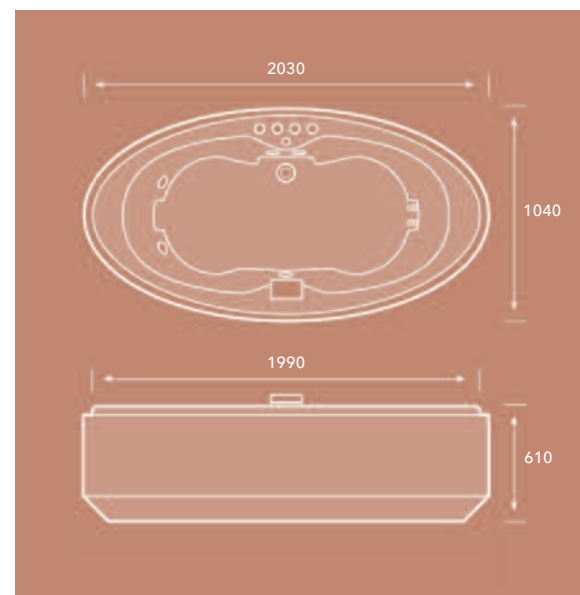
- 1 Three 90-litre p/min centre-air jets
- 2 Six Shiatsu micro-jets
- 3 One water intake
- 4 One on/off jet button

DELUX AND STANDARD

- 5 Two air controls
- 6 Silent filler (optional)
- 7 Inline heater (standard version only)
- 8 Pop-up waste (included)
- 9 Convex back support at both ends

CLOUD BUILT-IN

Choose this bath in either a 17-jet version or the 9-jet single pump standard version. Both models are available in the free-standing island option, or can be built in with a surround of your choice.



MODERNO DUO ISLAND/BUILT-IN

In keeping with the latest European minimalistic trends, the straight lines of the Moderno Island bath complements the designs of the highest end imported sanitary-ware market.

The clean lines of the design evoke strong feelings of order and harmony, timeless in its beauty and unbeatable in its practicality. Place this island bath in the centre of a bathroom or up against a wall. Also available as a built-in bath with a surround of your choice.



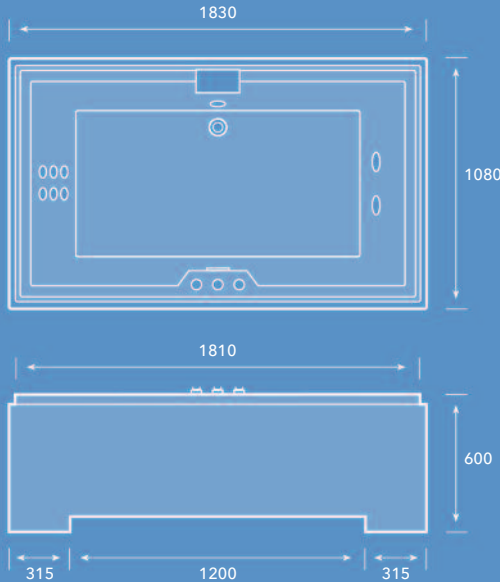
SPECIFICATIONS			
HYDRAULIC DETAILS			
Capacity litres		280	
ELECTRICAL DETAILS			
Volts		220	
Electric pump	kW	1.1	
	Hz	50	



MODERNO DUO (BUILT-IN)

KEY FEATURES

- 1 Three 90-litre p/min centre-air jets
- 2 One water intake
- 3 One on/off jet button
- 4 Two air controls
- 5 Silent filler (optional)
- 6 Inline heater (optional)
- 7 Pop-up waste (included)
- 8 Six shiatsu micro-jets
- 9 Seamless free-standing surround



MODERNO ISLAND

MODERNO ISLAND/BUILT-IN

The single version of the ever-popular duo, this bath suits smaller spaces or second/guest bathrooms. Available in the free-standing island version or built-in with a surround of your choice.

KEY FEATURES

- 1 Three 90-litre p/min centre-air jets
- 2 One water intake
- 3 On/off jet button
- 4 Two air controls
- 5 Silent filler (optional)
- 6 Inline heater (optional)
- 7 Pop-up waste (included)
- 8 Six Shiatsu micro-jets
- 9 Seamless free-standing surround



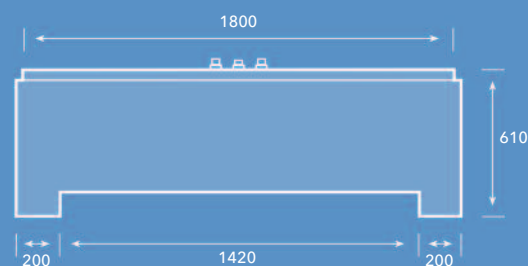
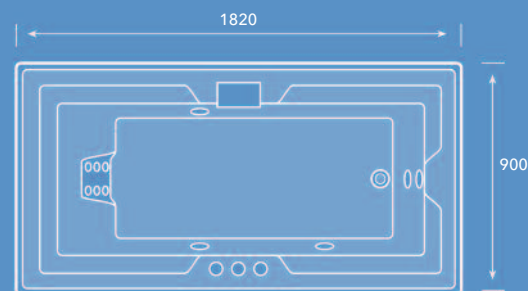
SPECIFICATIONS

HYDRAULIC DETAILS

Capacity litres	205
-----------------	-----


ELECTRICAL DETAILS

Volts	220
Electric pump	kW 1.1
	Hz 50



LEFT
PUMP

RIGHT
PUMP



MODERNO (BUILT-IN)

SICILIA

South Africa's top health hydro bath.

The centre-air jets deliver a 90 litre per minute massage, and are positioned to target the feet and thighs. Micro-jets provide fingertip massage therapy to your back.

SPECIFICATIONS

HYDRAULIC DETAILS

Capacity litres * 205

ELECTRICAL DETAILS

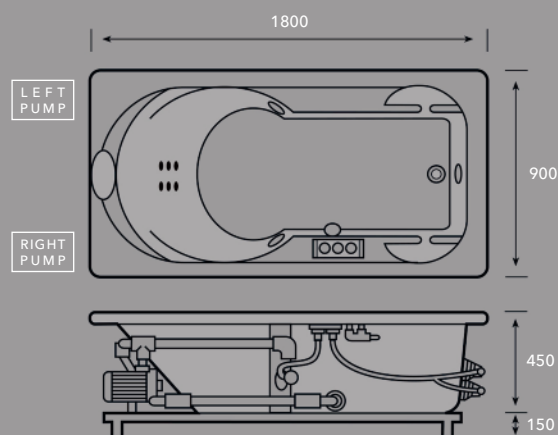
Volts 220

Electric pump kW 1.1
Hz 50



KEY FEATURES

- 1 Three 90-litre p/min centre-air jets
- 2 One water intake
- 3 One on/off jet button
- 4 Two air controls
- 5 Silent filler (optional)
- 6 Inline heater (optional)
- 7 Headrest (included)
- 8 Pop-up waste (included)
- 9 Six shiatsu micro-jets



PARISIENNE ISLAND BATH

Modern, sophisticated and eye-catching. Building on the legacy and popularity of the traditional Parisienne bath, the new free-standing island bath takes the feeling of opulence and luxury to the extreme. While still meeting the appeal of an oval jetted bath with its soft lines and finishes, this island bath is set to become the benchmark of discerning bathrooms.

SPECIFICATIONS

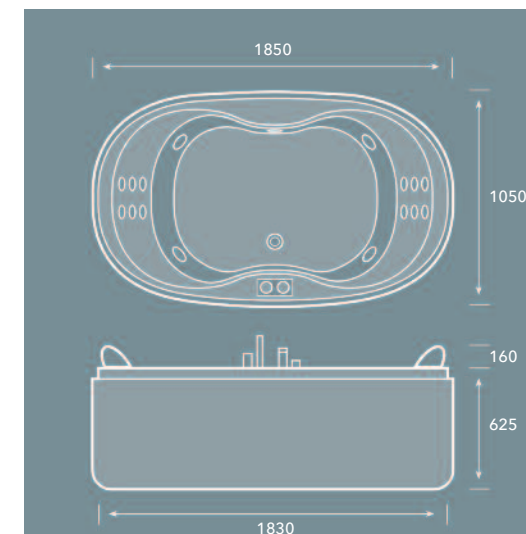
HYDRAULIC DETAILS

Capacity litres 300

ELECTRICAL DETAILS

Volts 220

Electric pump kW 1.1
Hz 50



KEY FEATURES

PARISIENNE DELUX

- 1 Five 90-litre p/min centre-air jets
- 2 Twelve Shiatsu micro-jets
- 3 Two water intakes
- 4 Two on/off jet buttons

PARISIENNE STANDARD

- 1 Three 90-litre p/min centre-air jets
- 2 Six Shiatsu micro-jets
- 3 One water intake
- 4 One on/off jet button

DELUX, STANDARD

- 5 Two air controls
- 6 Silent filler (optional)
- 7 Inline heater (optional/not shown)
- 8 Two headrests (optional)
- 9 Pop-up waste (included)
- 10 Convex back support at both ends
- 11 Seamless free-standing surround

SPECIFICATIONS

HYDRAULIC DETAILS

Capacity litres 300

ELECTRICAL DETAILS

Volts 220

Electric pump kW 1.1
Hz 50

PARISIENNE BUILT-IN

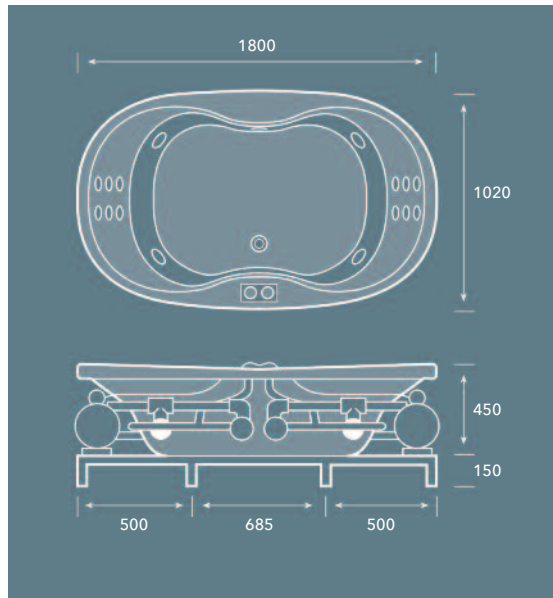
Available in the Delux twin-pump 17-jet option, or the Standard 9-jet, the Parisienne oval jetted bath, with its soft lines, is designed to pamper and indulge.



PARISIENNE DELUX

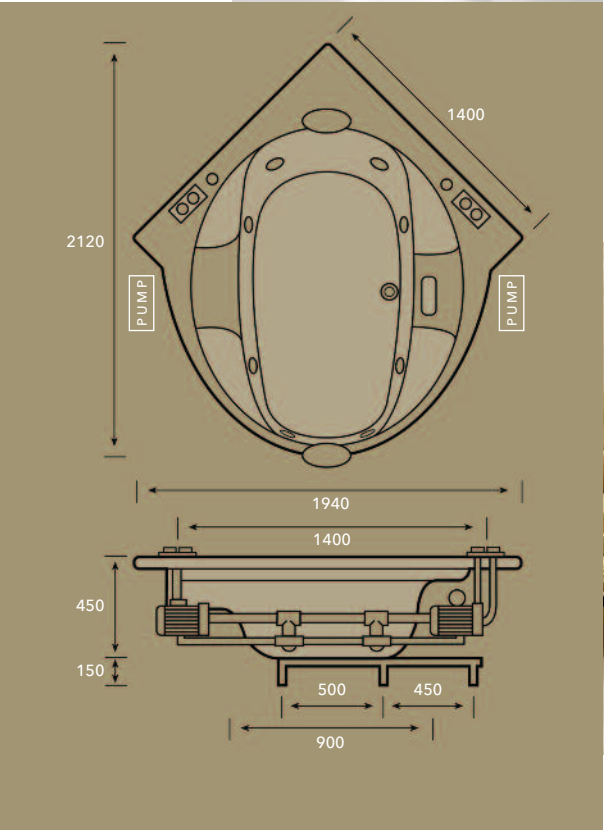


PARISIENNE STANDARD



VENUS BATH

Designed for a palace, this bath features six 90 litres per minute Centre-air jets, as well as 10 Shiatsu Micro-jets and is powered by two independent self-draining motors and pumps. It is also the largest in our range and spacious and comfortable enough for two adult users.



SPECIFICATIONS			
HYDRAULIC DETAILS			
Capacity litres	425		
ELECTRICAL DETAILS			
Volts	220		
Electric pump	kW	1 x .75	
	kW	1 x 1.1	
	Hz	50	

- KEY FEATURES
- VENUS
- 1

Six 90-litre p/min centre-air jets
- 2

Ten Shiatsu micro-jets
- 3

Two water intakes
- 4

Two on/off jet buttons
- 5

Two air controls
- 6

Silent filler (optional)
- 7

Inline heater (optional/not shown)
- 8

Two headrests (included)
- 9

Two pumps (not shown)
- 10

Sound proof front panel (optional)
- 11

Pop-up waste (included)
- 12

Recessed jets at both ends

KEY FEATURES

CAPRI

- 1 Five 90-litre p/min centre-air jets
- 2 Two sets of Shiatsu micro-jets
- 3 Two water intakes
- 4 Two on/off jet buttons
- 5 Two air controls
- 6 Silent filler (optional)
- 7 Inline heater (optional/not shown)
- 8 Two headrests (included)
- 9 Two pumps (not shown)
- 10 Sound proof front panel (optional)
- 11 Pop-up waste (included)
- 12 Convex back supports and recessed jets at both ends

Recessed hot seat
Shiatsu massage



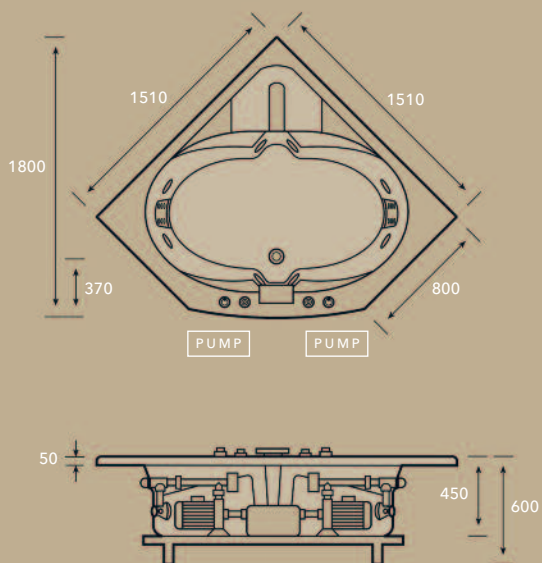
CAPRI BATH

The most recent addition to the bath range.

Whether sharing with your partner or indulging alone, the Capri brings Shiatsu massage into your home.

The ancient eastern culture of Shiatsu, or 'fingertip pressure' restores and maintains the equilibrium and rhythm of the body's energy flow.

Six variable micro-jets at either end of the Capri bath can be used alone, or in conjunction with the five large centre-air jets.



SPECIFICATIONS

HYDRAULIC DETAILS

Capacity litres	operational	220
	full	320

ELECTRICAL DETAILS

Volts		220
Electric pump	kW	2 x 1.1
	Hz	50

GENOA BATH

As one of the most popular jetted corner baths, the Genoa not only makes optimum use of the available space, but also offers relaxing hydrotherapy. This bath has been updated to incorporate the popular Shiatsu micro-jet cluster and a headrest at each end to add comfort.



SPECIFICATIONS			
HYDRAULIC DETAILS			
Capacity litres	operational		200
	full		270
ELECTRICAL DETAILS			
Volts			220
Electric pump	kW	1 x 1.1	
	Hz		50

KEY FEATURES

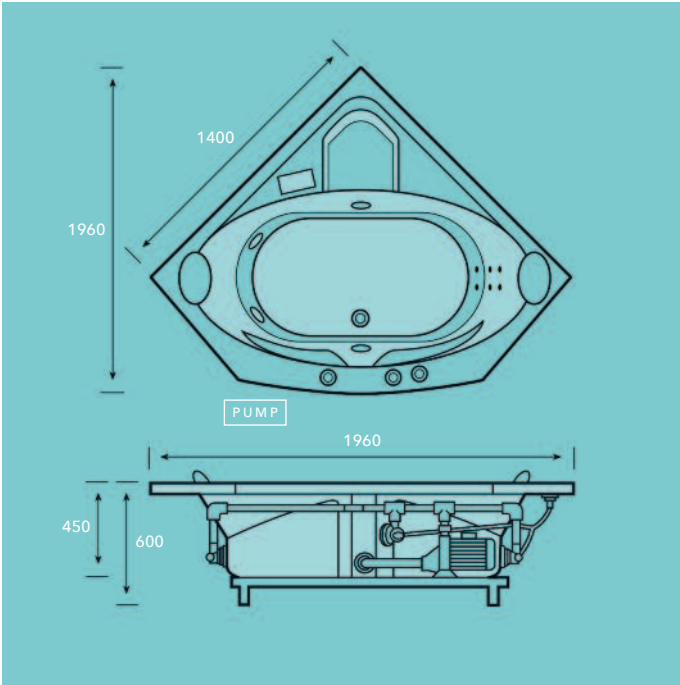
GENOA

- 1 Three 90-litre p/min centre-air jets
- 2 Six Shiatsu micro-jets
- 3 One water intake
- 4 One on/off jet button
- 5 Two air controls
- 6 Silent filler (optional)
- 7 Inline heater (optional/not shown)
- 8 Two headrests (included)
- 9 Sound proof front panel (optional)
- 10 Pop-up waste (included)
- 11 Convex back supports and recessed jets at both ends



Centre-air jets

introduce air into the centre of the incoming water stream, at a rate of 90 litres per minute, and deliver up to three times more air than conventional systems.



SIENNA BATH

The Sienna jetted-bath represents an evolution in the hydrotherapy industry.

The Sienna transforms every bathroom into a luxury retreat with its elegant and spacious design. Apart from being aesthetically pleasing, this corner unit offers the best in body ergonomics. Three 90-litres per minute centre-air jets and six Shiatsu micro-jets guarantee a targeted, effective water massage to soothe aching limbs.



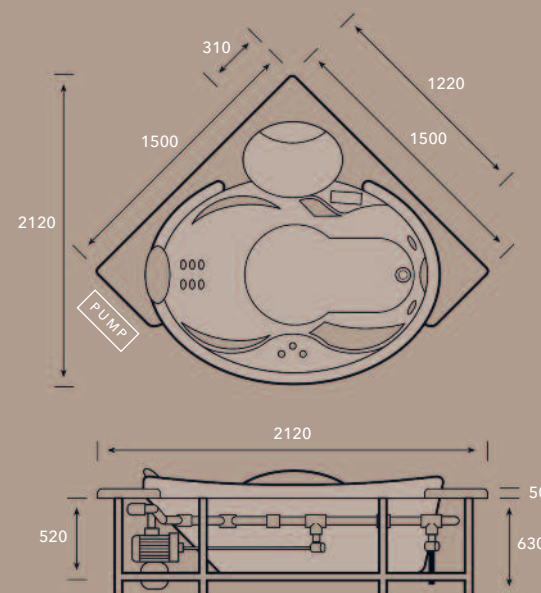
SPECIFICATIONS

HYDRAULIC DETAILS

Capacity litres	operational	200
	full	270

ELECTRICAL DETAILS

Volts		220
Electric pump	kW	1 x 1.1
	Hz	50



KEY FEATURES

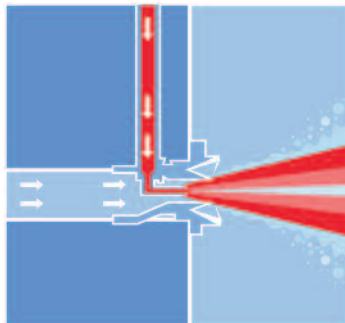
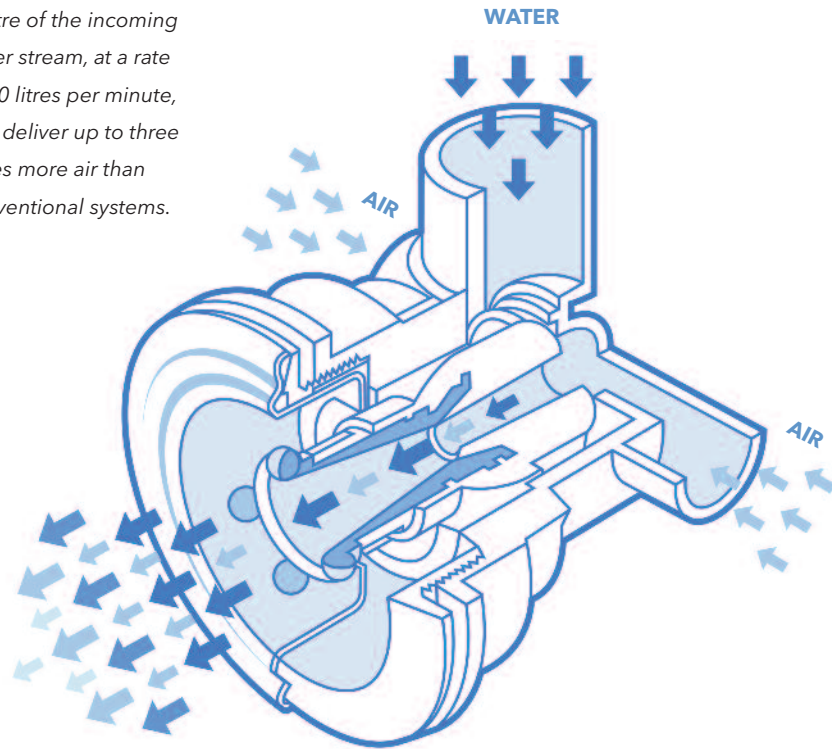
SIENNA

- 1 Three 90-litre p/min centre-air jets
- 2 Six Shiatsu micro-jets
- 3 One water intake
- 4 One on/off jet button
- 5 Two air controls
- 6 Silent filler (optional)
- 7 Inline heater (optional/not shown)
- 8 One headrest (included)
- 9 Sound proof front panel (optional)
- 10 Pop-up waste (included)
- 11 Convex back support and recessed jets at left end

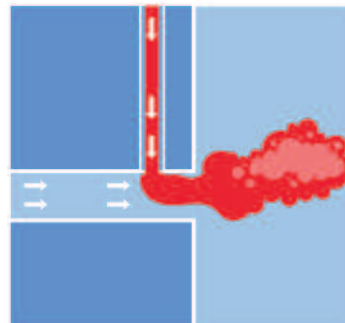


Centre-air jets

introduce air into the centre of the incoming water stream, at a rate of 90 litres per minute, and deliver up to three times more air than conventional systems.



Summer Place centre-air jet nozzle

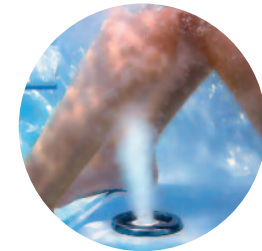


Other spa and bath nozzles

HYDROTHERAPY

The patented Summer Place **centre-air induction jets** have long since been considered groundbreaking in their ability to deliver a comfortable, yet deep penetrating hydro-massage, via a stream of water combined with air. 'The air serves to soften the force of the water - dispersing what would otherwise be a penetrating and uncomfortable stream of water,' explains Glenn Varrie, Marketing Director of Summer Place Spas and Baths.

These state-of-the-art jets are used in all Summer Place Spas and are acknowledged worldwide as 'the jet design' that delivers the most effective deep tissue massage of any spa jet on the market. 'Due to the air being induced into the centre of each jet, the system allows for three times more air flow than any other jet.'



THERAPY FEATURES

Research has shown that hydrotherapy is more effective than infra-red lamps and heat pads, and accelerates the healing of injured or exercised muscle tissue.

Long-term bed patients with circulatory problems benefit most through hydrotherapy because lymphatic fluid reaches the cells more quickly, which means that minerals and vitamins reach their destination sooner. In turn, the removal of waste products and toxins is accelerated.

Another side to hydrotherapy, which cannot be evaluated scientifically, concerns the effect on the mind. The luxurious, warm water helps build relationships, encourages togetherness and forces you to relax. The stresses and daily tensions float away leaving a wonderful feeling of well-being.




POWER FLO THREE CLUSTER

Tension relief massaging trapezius upper shoulders and firm back massage. Powerflo 3-cluster with directional water flow and pressure adjustment, with variable air pressure mix for your every need. Ideal for shoulders, quadriceps, stimulation and toning for suppleness.



HOT SEAT

Para spinal muscles and meridian flow channels. A merging of Japanese custom and Chinese culture resulted in a method called Shiatsu, or 'Fingertip pressure'. When practiced correctly Shiatsu can restore and maintain the equilibrium and rhythm of the body's energy flow. Twelve micro-jets designed to do just that at variable pressure.



VOLCANO JET

Quick recovery and supple massage at variable water/air pressures: 150 litres per minute flow rate for firm wide area deep sport's massage to hamstrings, thighs, calf muscles and quadriceps.



P30 CENTRE AIR INDUCTION JET

This is the industry's premium jet unit that due to its massive air flow delivers an extremely powerful but safe massage.